

The Potomac Flyer



May - July 2009 The Quarterly Newsletter of Division 2 ("Potomac"), Mid-Eastern Region, National Model Railroad Association, Inc. Summer Quarter

Look Inside: Roanoke .1

Events:

May 24 Layout
tour 14

June 6 Layout
Tour14

DEPTS:

Business Car..... 2
AP News..... 3
NVNTRAK..... 4
Potomac HO Crew
Module Notes..... 7
Membership Form 9
Business Cards... 10
Bulletin Board ... 11
Calendar Back

Does the Clerk
have your e-mail
address? If you
are not receiving
reminders then
probably not.
Send it to
potomac_nmra@comcast.net
now!

The terminal trip that was once Roanoke by Mark Andersen

Excursion Trip Cancelled

Where do we begin? The plans, the time, the many conversations, what can I say, we're dead in the water or should I say on the rails, trip wise. Emailing the several excited museum managers, the N&W Historical Society staff and the restaurant for dinner created the beginnings of a great trip. Unfortunately, the main reason for going, touring Norfolk Southern diesel engine and motive power rebuilding became difficult to impossible as NS threw up some road blocks.

While reconfirming times and meeting locations with NS, I was delivered with "new" requirements regarding safety concerns as to group size and necessary footwear. As mandated, we are now required to wear lace-up high work shoes of the safety type, before entering NS buildings for our tour. We (the board) knew that was not going to occur, hence the trip is cancelled.

On a positive note, I want to personally thank all those people that stepped forward, sending in their payments for our trip. Sadly, I wish we were going, but it's beyond our control within corporate confines of NS. I will be forwarding a check to everyone, repaying their initial \$ 65.00 payment. Be patient, your refund will be delivered in the next 14 days. Again, "Thank You" for your time and effort for the Potomac Division! Best, Mark Andersen

Excursion Trip Cancelled



The Potomac Division

Division 2 ("Potomac"), Mid-Eastern Region, National Model Railroad Association, Inc.

The Potomac Division includes: The District of Columbia; Calvert, Charles, Montgomery, Howard, Prince George's, and St. Mary's

Counties in Maryland; Arlington, Fairfax, Fauquier, Loudoun, Prince William, and Rappahannock Counties in Virginia, as well as all area independent cities.

The Division Crew

Superintendent	Marshall Abrams (301) 588-1005 (Abrams_railroad@comcast.net)
Senior Asst. Supt.	Bill Day (703) 406-4112 (billday22@verizon.net)
Asst. Supt.	Tom Brodrick (301) 253-0558 (t.brodrick@verizon.net)
Paymaster/ Module Crew Liaison	Mark Andersen (703)625-1272 (andersmd@cox.net)
Clerk	Bill Demas (301)460-0741 (wsdemas@comcast.net)
Achievement Prgrm Coordinator	Brian Sheron 301-349-5754 (BWSheron@mac.com) Ed Price 703-577-7222(ewprice@comcast.net)
HO Module Crew	Mark Andersen (703)625-1272 (andersmd@cox.net)
Northern Virginia NTRAK	Steve Jackson (sjackson@nvntrak.org)
Layout Tour Coordinator	Tom Brodrick (301) 253-0558 (t.brodrick@verizon.net) John Drye (703) 922-8131 (jdrye52@aol.com)
Database Administrator	Mike White Potomac_NMRA@comcast.net

The Potomac Flyer

Potomac Division's quarterly newsletter © 2008

Editor	John Griffith 6765 Blanche Drive Lorton, VA 22079-1320 (703)-339-3738 (jsgassoc@aol.com)	
Submission Deadlines	Spring Issue	January 1
	Summer Issue	April 1
	Fall Issue	July 1
	Winter Issue o	October 1
Advertising rates:	1/8 page business card	\$30 per year
	¼ page	\$15/issue
	½ page	\$25/issue
	full page	\$45/issue
	Back cover, half page	\$45/issue
Change of Address	Send a complete USPO COA form to: Clerk, Potomac Division 4604 Bel Pre Road Rockville, MD 20853-2208	

For more local information, see the
Potomac Division web site at:

http://home.comcast.net/~Potomac_NMRA/

From the Business Car

by **Marshall Abrams**
Division Superintendent
Abrams_railroad@comcast.net



Volunteers for layout tours have fallen off. Maybe this is because we had so many wonderful layouts available for visiting during the recent MER Convention. Our valiant layout tour coordinator, Tom Brodrick, has an empty queue of volunteers. Please offer to host a tour; Tom's contact information is on the masthead. We have visited layouts in all scales, sizes, and stages of development. Yours can be next.

Partially in response to the lack of offers to host layout tours, your Board of Directors and Committee Chairs have been brainstorming about alternate ways to improve the model railroading experience for Potomac Division (PD) members. I will summarize some of the initiatives in this column. There is more information in a separate article by Tom Brodrick. What do you think? Are you happy with things as they are? Do you have an idea that should be considered? Your feedback is very important. What idea do you like and not like? What's your priority? Do you have additional ideas?

Brainstorming works best when it is dynamic. I encourage you to send your thoughts to the PD group on Yahoo <PD_NMRA@yahoo.com>. If you haven't signed up, please do; it's easy and free. If you'd rather, you can send postal mail to the clerk using the address on the masthead.

Here's what we're thinking about:

Assisting the Boy Scouts with the Railroad Merit Badge. We're thinking about certifying merit badge counselors who will guide interested scouts through their merit badges, in the process exposing scouts to layouts, train shows and modeling (one of the options in partial fulfillment of getting a merit badge).

Have a "meeting" every other month instead of the layout tours. These meetings would consist of a clinic or a speaker followed by a social hour. Topics could include, for example, (a) Hands on clinics which would require a small fee for materials, (b) Clinics with no fees, (c) Speakers about prototype railroading. Meeting would alternate between Maryland and Virginia. Do you think that adding a fun contest at each meeting would help to increase participation?

"What can you build in 60 days?" Something like the following. A bunch of folks decide on a building project and then after deciding on the target, post progress on the Yahoo group and bring the final result to the next meeting two months later. Could incorporate judging for those that want that option as well? Maybe a prize such as free registration to next mini-Con.

One-day "education" experiences on fundamental topics such as: scratch building structures and rolling stock, track laying, making turnouts, weathering, making

Continued on page 3—Business

Achievement News

by Brian W. Sheron



In the last issue of “The Flyer” I reported that on the Potomac Division’s Achievement program web page, we planned to put a link to a table showing all of the Potomac Division members that have received Achievement certificates, and which specific certificates they have received. This link is now available

(http://home.comcast.net/~Potomac_NMRA/ then click on “Achievement Program”). I strongly urge all members that have received Achievement certificates to look over the table and if you find any errors, please report them to me (BWSheron@mac.com) and I will see that any necessary corrections are made.

I also would like to encourage everyone to go to the Potomac Division’s Achievement program web page. It has been recently updated, and the links from the various achievement program categories to the more detailed NMRA requirements for those categories have been activated. Also, just a reminder that if you are planning to submit an application package for a specific achievement program category, please contact me or Ed Price. All achievement program application packages must be forwarded to the Mid-Eastern region Achievement program coordinator through either me or Ed.

And speaking of the Achievement Program, the following individuals received achievement certificates in January, February and March:

- Martin Brechbiel, January Structures
- Brian Sheron, February Electrical
- Brian Sheron, February Scenery
- Robert B. Rodriguez, March Chief Dispatcher
- Robert G. McKeever, March Chief Dispatcher
- Pete La Guardia, March Chief Dispatcher
- Ernie Little, March Chief Dispatcher

For those of you that are interested in getting your Model Railroad Engineer-Civil certificate, but are not sure about your ability to scratch-build track components such as turnouts and

crossings, two companies have come to the rescue. They both offer kits for hand-building track components that meet NMRA standards and are acceptable for credit towards earning the Civil certificate. One company is “Fast Tracks” and the other is “Proto87 Stores.” Both companies offer jigs that hold the rails in the proper location while they are soldered to PC ties. However, there are some significant differences in other aspects of the component construction. A good description of both products is provided on pages 50 and 51 of the December 2008 issue of “Scale Rails.” Also, both companies have web sites that provide good descriptions of their products. It appears that Proto87 Stores only sells turnout building kits, whereas Fast Tracks has not only turnout kits but also crossings, crossovers, wyes, 3-ways, slip switches, curved turnouts and dual gauge turnouts. While this sounds great, it does come at a price. The Proto87 turnout kit costs about \$50, and a complete “Fast Tracks” turnout kit with materials to make 5 turnouts costs a bit over \$200! Note that I have not used either of these kits for constructing track components, so I cannot vouch for their ease or difficulty of use. If you are really interested in hand-building track components, I strongly recommend you read the “Scale rails” article, and read everything on each company’s web site.

Continued From page 2 - Business

rocks, scenery, etc. “Education” and “training” are used to differentiate this proposed activity from traditional short clinics. Hands-on would be emphasized; there would be enough time to make considerable progress on a project to take home.

Promote operations by organizing a series of “experiences” combining several hours lecture & discussion about operations, followed by an operating session. Three “experiences” are under consideration: (1) written orders using a program such as RailOP, (2) car card operations, and (3) time table and train order (TT/TO) operations.

Northern Virginia NTRAK News

By Steve Jackson

Where does the winter go? I still feel like winter is here, but when I started preparing this article, it became clear that summer is just around the corner, the club's activities will go in full swing, and my home layout is still just a bunch of lines on paper. Thank goodness there is always next winter.

April is a relatively light month for the club with only 2 public shows. We will have NTRAK as well as T-TRAK layouts at the Great Scale Model Train Show up in Timonium, MD on the weekend of April 4-5. The venue is a favorite of all our members but especially those living north of the Potomac River. The same weekend will also feature our club's monthly Backshop session. One of our members has been constructing a module at the backshops throughout most of the winter. Jim Davis is a veteran modeler and has been taking it slow on his newest module presenting his progress as a lesson at each of our monthly backshop sessions. On April 5, Jim Davis will be wiring the module. NVNTRAK typically sets up an NTRAK layout on the 3rd Sunday of the month at Fairfax Station and April will continue the trend with a show on April 19th.

May really represents an increase in club activity as compared to April. The first weekend of May, the club is participating in 4 different activities. A few members are headed up to Columbus for the Ohio N Scale Weekend, which will be held on May 1-3. The show is a new event and intended to mirror the Bedford N Scale Weekend show that the club has really enjoyed for the past few years. Several of the members of the club will be staying closer to home so that they can attend the Potomac Division Excursion on May 2. After a long day on the 2nd, there are 2 activities planned for Sunday the 3rd of May. The first is a setup by our T-TRAK Division at Fairfax Station. We typically set up at the station on the 3rd weekend of the

month; however the Potomac Module Crew will be in the freight house on our normal weekend so we moved to the first weekend of the month. Since we were already changing things up, we also changed to a setup of our T-TRAK Division instead of NTRAK. On May 3rd, Jim Davis will follow the trend that I talked about in April and will begin scenery for his new module. After the busy first weekend in May, we will take the next weekend off, but during the weekend of May 16-17, NVNTRAK plans to run the layout that we have on permanent display in the caboose at Fairfax Station. The caboose layout will be a compliment to the fine layout that will be in the freight house thanks to the efforts of the Potomac Module Crew.

June will feature 3 shows that we refer to as our "tent series". The schedule in June makes for a busy time, but the crowds are great and the weather cooperates... most of the time. On June 6, the club will start the "tent series" off with an NTRAK layout at the Manassas Railfest in the Ice Rink Pavilion. On that same weekend, we will have our monthly backshop where Jim Davis will continue to work on the scenery of his new modules. The following weekend, will feature our monthly setup at the Fairfax Museum on June 14. The second of the "tent series" shows will occur on June 20-21 at the Alexandria Red Cross Waterfront Festival. The 3rd "tent series" event is the Fairfax INOVA Movies Under the Moon in Van Dyke Park, Fairfax, VA. The event runs from June 24-28 and really helps out one of our designated charities: Fairfax INOVA Hospital. The Great Scale Model Train Show returns to Timonium, MD on the weekend of June 27-28, but at this time, the club does not plan to official participate. The show will have to serve as an excellent shopping opportunity instead.

If you want any information about any of our past shows or upcoming shows, you can find it on our web site at www.nvntrak.org. We have an events link that accesses our calendar and an events pictures page that hosts photos of past shows. Our newsletter (The Callboard) is also posted on the site, although this usually lags the publication of the paper copy.

Changing Division Monthly Activities

by Tom Brodrick

The board would like to propose a change for the monthly participation of members. We are suggesting that we have a “meeting” every other month instead of the layout tours. These meetings would consist of a clinic or a speaker followed by a social hour. Because the layout tours have been going on for a number of years we thought that it would be good to get the division input into this change. These meetings would not be set up as business meetings for the division but rather a Rail fun-Nite and we would encourage members to bring friends that were interested in the hobby. We would also hope to institute contests as we go along. I did a little web searching and found that a large number of divisions use a monthly meeting with clinics or speakers, followed by a contest and a little social time.

We need your input on this so that we will know whether to proceed to arrange the meetings and if so what the meetings will consist of. Please send your thoughts to the PD group on Yahoo <PD_NMRA@yahoogroups.com>. If you haven't signed up, please do; it's easy and free. If you wish, send postal mail with your response to Tom Brodrick, 24028 Preakness Drive, Damascus, Md. 20872

Please we need your response one way or the other.

Questions about monthly meetings:

1. Would you prefer the meeting to be on Thursday or Friday evening from 8PM to 10:30 PM or on Saturday 9 am to noon or Sunday afternoon from 2PM to 4:30PM?
2. The locations for the meeting will be somewhere close to the beltway to make access easier. Would you prefer that the location alternate between MD. and VA.? Or to pick one location and use that as much as possible?

3. The meetings will be scheduled with an educational session (clinic, speaker) and then social time. Would you prefer the following:

- Hands on clinics which would require a small fee for materials
- Clinics with no fees
- Speakers about prototype railroading

4. LIST TWO SUBJECTS YOU WOULD LIKE TO LEARN ABOUT

5. Would you support charging a \$3 admission fee to pay for refreshments for the clinic and social.

6. Do you feel if the district sponsored contests at each meeting this would help to increase participation?

7. Because we usually plan in 3 month blocks would you support 2 months of meetings and then 1 month having more than 1 layout say 2 scheduled in 1 afternoon. We could probably increase the open house time to accommodate this.

Correction Notice: In the Spring issue of the Potomac Flyer, it was incorrectly stated that Bill Day, Bob Minnis, Dave Emery, Martin Brechbiel, Denis Meredith, Horace Oliver, and Larry Lee won modeling awards. It should have said that these were the individuals from the Potomac Division that participated in the modeling contest. In addition, Bill, Dave, Martin, and Larry won modeling awards.

Around the Division

Martin Brechbiel's Cumberland Valley RR RR by Mark Andersen

The Cumberland Valley RR is O scale running earlier steam (1900-1920) with scratch built wooden cars running over hand laid code 125 track & switches in 2 rail O scale. The design is intended to provide a feel of the CVRR spur that ran up into Richmond Furnace that came off the mainline between Chambersburg and Greencastle, Pennsylvania. The layout room is small at 11'x13' and will only accommodate 4-5 people at a time. Martin's scenery is an ongoing and sporadic exercise of hydrocal, sawdust and scenery foams that continue to be pursued but track does run into and around Lauther's Perfect Pickles.

Martin's latest efforts, include earning the Achievement Program's Structures certificate. Most if not all of his structures are placed strategically on his layout. Besides Lauther's Perfect Pickles, Klugston's Store, US Post office, and a few other recognizable structures are located there as well.

The lower level is actually code 148/3 rail O gauge which was not in operation so that we can take out the duck under for visitor convenience. The railroad basically represents a small stretch of the Cumberland Valley RR that lived on as a branch line running from Marion up through Lemasters into Metal. The track plan is fundamentally a loop with numerous sidings; some installed and others still under construction. The majority of mainline track, yard, and switches are complete while sidings, scenery, buildings, and other details endlessly remain to be completed. When we get tired of steam we will bring out the CG&C trolleys.

The workshop was also opened for the inquisitive cobbler to nose around in. I always find it interesting looking at a workshop. One gets the up and close look into the host's mind with the

“what” as the host likes to have around and use, sometimes the “how” is explained, and then there's the “why” our host enjoys doing his hobby the way he does. Martin is a Master Creator in the O Scale world. I look forward to his next models, whether they're cars or more structures from this creative soul on the Cumberland Valley Railroad.



Cumberland Valley RR Photo by Marshall Abrams

Jim Hellwege's Bangor and Aroostook Railroad by Mark Andersen

Designed around a U layout shaped walk around layout, Jim's N scale empire covers a 12' by 8' space in his basement. The idea of the layout was for “fun,” not operations, although an operations system could be incorporated with the numerous industries on the three folded dogbone loops on this scenery covered railroad. Bulletproof running of train consists continue courtesy of Peco switches and flex track. A unique roadbed system, Instant Roadbed by AMI, anchors all track and covers the many roads navigating this layout.

Many changes have been added since our last visit some 5 years ago. These include different scenes and little vignettes here and there. A Boy Scout camping activity, complete with tents and scouts, an
Continued on page 7—Around

The Potomac Module Crew

by Mark Andersen



Wiling away these winter and spring 2009 months of inclement weather, several members have been tweaking and building modules. In particular Tim Barr has created several straight modules in his narrow gauge theme with long passing sidings for train consists to be set up or torn down. We appreciate his enthusiasm in our organization. Another member, Russ Stewart, has two new modules in the works, continuing with his West Virginia theme of small towns and communities. We look forward to their premier. Additionally, we want to “Thank” Colin Weiner for his tireless efforts with our website. If you used the last address, a long one, we are now

www.potomacmodulecrew.org/ a link from old to new address will expire in December 2009.

Displaying for the first time since our December 2008 Greenburg Show, was our City of Alexandria Lyceum Museum show February 28 and March 1, 2009. They set records for attendance at this show with parents arriving with their children for our railroad, a banjo band show, Monty Smith’s Lego railroad display and Whistle Stop Hobby shop. The hobby shop had wooden Thomas trains on the floor for the children to play and music for all to hear as the band played on. Although overcrowding was an issue, we look forward to continue helping the Lyceum raise funds at next August’s show.

The Dale City Boy Scouts of Troop 964 again sponsored their 11th Annual Merit Badge award show. The main purpose provides scouts the opportunity earning a merit badge while building a HO railcar, constructing a small building, learning about Operation Lifesaver and becoming informed about the numerous scales and interests in model railroading. Participating with our hosts the Prince William Model Railroading Club, we shared 124 modules worth of trackage with other participating clubs of the Boy Scouts and the Piedmont Clubs. Saturday was a nightmare compared to other years, you just don’t

know when those DCC gremlins will show up and mire down a great event. Solutions were tried and corrected until operations began, but a lesson in electrical operations was had by all.

Our next shows include the Friends of Fairfax Station show on May 16/17, 2009 and Manassas Heritage festival on June 6, 2009. Come out and enjoy these shows with us before our summer break.

As always, “We’re always looking for a few more members!!” Our website, now with a much shorter address, <www.potomacmodulecrew.org> is professionally maintained by Colin Weiner. If there are any questions, any member can answer these, but if you need an immediate or more personal answer, please contact me at andersmd@cox.net or call 703-625-1272. Again Thank You for your time-Mark

Continued from page 6—Around

A framed mountain top home and firewood splitting homeowner and a hand built brass etched fire tower atop one of the Hellwege division mountain peaks.

Aside from the collection of B & A rolling stock, are the many different versions of Bangor and Aroostook motive power. Over the years many versions, custom painted and the repainting of several diesels have been added to the roster of the Hellwege division. These range from 4 axle hood units to the 6 axle power houses of today.

Not to be outdone with adding to his layout, is his interest in scouting and fostering model railroading with today’s youth. Jim has sponsored and awarded railroad merit badges with several scouts in his troop. Concerned with railroad safety and motivating scout interests in model railroading, he stepped forward to encourage them earning this award.

We want “Thank” Jim for his longstanding efforts in scouting and opening his home and layout for us to view. We look forward to our next tour.

Continued on page 8—Around

Continued from page 7—Around



Bangor and Aroostook Railroad Photo by Marshall Abrams

Jim McTigue's Boston and Maine Railroad by Mark Andersen

The Boston and Maine has traveled around the world courtesy of a custom made moving crate built to house the Boston and Maine railroad of Jim McTigue. A neatly designed 30" by 96" layout, Jim's N-scale empire interchanges with the New York Central and the New Haven.



Boston and Maine Railroad Photo by Marshall Abrams

Engine servicing facilities and several industries; help provide our owner with endless operations. Although the scenery, to quote Jim, has had its share of knocks, his keen interest and ef-

forts has kept his 30 year old layout in great shape.

Recently, serious negotiations with the in-house CFO, has resulted in an opportunity to expand the layout. Plans including converting to DCC and running the length of the room, approximately 14 to 16 feet. Planning is in the works and deconstruction and construction will soon occur. We look forward to his progress and "Thank" Jim for the opportunity to visit this first layout.

Tom Brodrick's Providence and Worcester Railroad by Mark Andersen

The "woostir," as Northeast fans or those former Massachusetts residents fondly say is well represented by the Brodrick subdivision in Damascus Maryland. This fondness is akin to being a Red Sox fan as well. Sharing this space with his wife Gail and her professional sewing alcove, Tom has incorporated his design for the P & W in the remaining space. Ever a work in progress, our host has created a Digitrax controlled and protected two level layout. Connected with a single spiral helix and long sloping approaches, Tom's layout operates through an inner city locale in eastern Massachusetts. Serving many towns and cities along the way, a coal plant and many smaller industries are well represented. These include fuel depots and coal companies to manufacturing concerns and warehousing, all requiring rail service and commodity exchange.

Starting in the main room when coming downstairs, there are two yards, each on a different level designed as terminal freight yards. Either starting or terminating points on this point to point layout, trains are dispatched to the engineer for operations. Walking through to the back part of the basement, you enter the two tiered aisle ways of the rest of the railroad and Tom's modeling workbench areas. Designed for operations, many switching operations occur in the various communities using preplaced assigned switchers once the consist arrives.

Designed as single track system with many passing sidings, operations become creative when train consist traffic picks up. Ever concerned about railroad
Continued on page 12—Around

Potomac Division Division 2, Mid-Eastern Region, National Model Railroad Association
4604 Bel Pre Road Rockville, MD 20853-2208



Web page:
http://home.comcast.net/~Potomac_NMRA

Email :
Potomac_NMRA@comcast.net

The Potomac Division provides various activities for all interested model railroaders, such as home layout tours, prototype tours, and Mini-Conventions. We publish a quarterly newsletter, the *Potomac Flyer*, detailing Division activities. We proudly boast one of the greatest concentrations of model railroading talent in the country with more than 10 NMRA Master Model Railroaders in our area, as well as hundreds of other outstanding modelers.

The Potomac Division includes: The District of Columbia; Calvert, Charles, Howard, Montgomery, Prince George's, and St. Mary's Counties in Maryland; Arlington, Fairfax, Fauquier, Loudoun, Prince William, and Rappahannock Counties in Virginia, as well as all area independent cities. All members of the NMRA who reside in one of these areas are automatically members of the Potomac Division. Guests are always welcome at Division events.

Personal Information

First Name	Last Name	Work phone
Address	Birth date	Home phone
Address 2	NMRA #	NMRA expiration date
City	State	ZIP+4
Email		

Interest Survey

Primary Scale	Secondary Scale	Favorite Railroad(s) & Prototype(s) Modeled:	
Do you have in primary or secondary scale		Please list the NMRA Special Interest Group(s), model railroad clubs, and railroad historical societies to which you belong:	
<input type="checkbox"/>	A layout		<input type="checkbox"/>
<input type="checkbox"/>	Narrow Gauge interest?		<input type="checkbox"/>
<input type="checkbox"/>	Module interest		<input type="checkbox"/>
<input type="checkbox"/>	Traction interest interest?		<input type="checkbox"/>
Would you be willing to host a Home Layout Tour of your Layout? <input type="checkbox"/> Yes <input type="checkbox"/> No			

Newsletter Election

The quarterly *Potomac Flyer* is sent at no cost to the email address above (if one is present). If you don't want email delivery, please check here.

To receive the *Flyer* in hard copy delivered via the Postal Service at the above address, please check here and enclosed \$5.00 for a one year subscription. Please make your check payable to Potomac Division and mail with this form to the address at the top of the page.

National Model Railroad Association membership is \$55 per year for full membership including the monthly *Scale Rails*, or \$36 per year for an associate membership. Full Members receive the monthly *Scale Rails*, associate members do not. You may send your dues directly to the National Model Railroad Association, Inc., Headquarters Office, 4121 Cromwell Rd., Chattanooga, TN 37421. <http://www.nmra.org>

SUPPORT YOUR LOCAL HOBBY SUPPLIERS!

And tell them you saw their ad in **The Potomac Flyer!**



The Shelf Layouts Company

"Fine Scale"

CUSTOM LAYOUT BUILDING

Layout Design

Lance Mindheim

Owner/Builder

3204 Verona Drive, Silver Spring, MD 20906

Telephone: 301-404-8164 Email: lmindheim@shelflayouts.co

www.shelflayouts.com

In the Web By Mike White

There is a completely revised Achievement Program webpage at the Potomac Division website at

http://home.comcast.net/~Potomac_NMRA/

Each of the Achievement Program icons on the page now link to the corresponding information/requirements on the NMRA website so that you can locate information on a particular award easily. In addition to the revised page, a link has been added to a table of known Potomac Division award holders and the awards each has earned. Be sure to see Brian Sheron's article elsewhere in this issue.

There is a new page entitled "Neat, Nifty, and Cool" which contains short articles on simple, clever, and highly useful ideas which you may find applicable to your model railroad (in the Table of Contents on the left side of the page, click "NN&C"). The page contains an invitation to share your own neat, nifty, or cool ideas. The emphasis is on simple. If you look at the ideas already featured on the page, you will see that there is nothing complex about anything there, but each solves some specific problem shared by many model railroaders. If you have come up with something simple and useful, please share it, or at least contact me to see about how we can feature it on the website. A photo or scanable paperwork along with a short (one page or less) write-up is all it takes. I'll do the rest.

Great Decals!™

Fallout Shelter Signs
CP Mandarin Orange
NYC/PC—Budd car stripes
Interstate Railroad—2 titles
Virginian Railway—15 titles
Southern cabooses
PRR X-29 box cars
L&N—5 titles
RF&P—6 titles
FEC—3 titles
In G-, O-, S-, HO-, and N-scales



William Mosteller,
P.O. Box 994, Herndon, VA 20172
SASE for list, or see www.greatdecals.com

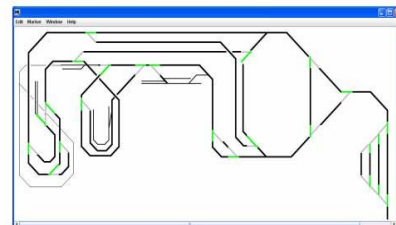
DCC by Design

Tailoring DCC to Your Givens & Druthers.


Our Services:

- DCC Design & Installation
- Component Wiring & Configuration
- JMRI Panel Pro Customization
- Custom DCC controls

DCC by design is a Northern Virginia model railroad business dedicated to helping fellow model railroaders realize their vision of a model railroad. Using our systematic approach we tailor DCC offerings to your layout. We balance your givens, druthers, schedule and budget using systems engineering based approach to provide you with a unique design.



Example of JMRI Panel Pro Customization



Partial Sample of Component Wiring and Configuration

In addition to the work shown in this ad, check out:

- Prince William Model Railroad Club's Quantico Layout where we provided the overall DCC Design
- Our web site:

www.dccbydesign.com

Scott Henry
13012 Shadwell Court
Woodbridge, VA 22192

tel: 703-283-8777
scott@dccbydesign.com
<http://www.dccbydesign.com>

If you are new to the area, or even new to model railroading, and would like to contact other modelers with interests similar to yours, take a look at the "Local and Interesting" page for a list and links of groups you can contact. They are under the "Model Railroading Near Washington, D.C." heading.

Bulletin Board

Have information of general interest? Send it in we will post it here.

New Group Forming

The Washington D.C. Capitol Area Free-Mo Modelers is an open group of model railroaders who construct, operate and display an HO Free-Mo modular model railroad at locations in and around the Washington D.C. area.

The group is a free forming group, as there are no elected positions, no dues, and no club property.

Each member purchases the needed materials and builds their modules according to their interest's using the Free-Mo standards.

Our modules conform to the Free-Mo standards. Free-Mo modules are "free" to take on many shapes and sizes, and they emphasize prototypical operations and realistic scenery. We strive for high levels of accuracy in each module.

The group stays in touch through a Yahoo Group. If you're interested in knowing more about the group, join us at:

<http://groups.yahoo.com/group/capitolfree-mo/>

Notes on the Annual Donation

By Bill Demas

By way of follow-up to my article in the last edition of the Flyer, the Board had determined that since we were financially able, we would donate \$500.00 each to three railroad organizations, the Western Maryland Scenic Railroad, The East Broad Top, and the Rockhill Trolley Museum.

This year, our third donation to the Western Maryland, the money went to build two historically accurate metal station signs which will be mounted on the Frostburg Station.

Since all our donations are always made undirected, both the East Broad Top and the Rockhill Trolley Museum will apply the funds where they are most needed as such needs arise.

As always, Potomac Division members should take great

satisfaction whenever visiting these sites in knowing they had a direct hand in supporting such worthy organizations.

On another note, the members are reminded that this is YOUR division, and your input is encouraged. Many Division members actively participate in support of the several rail-related organizations in the area and the Board encourages you to make your favorites known for consideration of our support. Please send me your suggestions by email or snail mail to my addresses on the mast, and I will acknowledge receipt, keep a tally of all the suggestions, and let you know as we go.

An Extra Layout Tour

Severna Park, MD

Severna Park Model Railroad Club

Open House in the B & A Train Station on the Bike Trail

May 2 & 3, 2009

12 Noon to 5:00 PM each day

3 Riggs Road, Severna Park, MD

Admission Free, Donations welcomed

NO MORE EXCUSES! The NMRA's National Contest has expanded into a **Celebration of Models, Photos & Crafts.**

with a greater choice of events!

- **NEW** Kit Build Contest
- An afternoon of "Meet the Entrants"
- People's Choice Award (Popular vote)
- Model Showcase - non judged "show & tell"

Plus, all the normal contest events.

It's fun and a great chance to improve your skills. If not now, when?

Visit the National Model Railroad Assn.'s website/contest page for details!
<http://www.nmra.org>

A WEEKEND PROJECT-BATTERY AND THROTTLE HOLDERS

by Brian W. Sheron

While there are commercially available throttle pockets available, I decided it was more fun to make my own. I also presume that somewhere, someone sells 9 volt battery holders. However, making my own seemed like more fun. While the throttle pockets and battery holders can be painted, I stained and varnished mine, giving the layout what I feel is a “little classier look!”

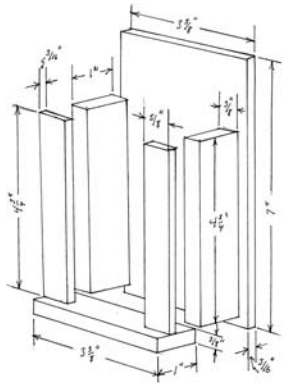


Figure 1 is the drawing of the throttle pocket. The dimensions shown are for the Digitrax DT-400 throttle. If you have a different throttle, you be able to easily adjust some of the dimensions to make the pocket fit your throttle.

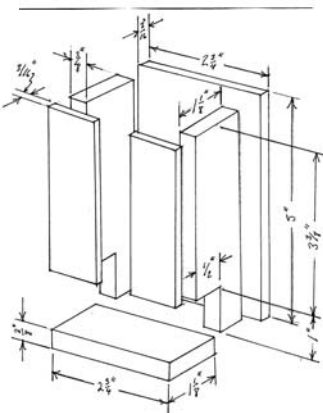


Figure 2 is a drawing of the 9 volt battery holder. Both are made from 3/8” and 3/16” plywood. I used mahogany-veneer plywood, because I had some available in my garage, but local lumber yards should carry small (2’ x 4’) sheets of veneer plywood in these thickness'.

Once the pieces are cut, I simply nailed them together. I did pre-drill small holes for the nails so the wood wouldn’t split. I also added a bead of Elmer’s glue between each piece to be joined before I nailed them.



Figure 3 shows the finished battery holder.



Figure 4 shows two finished throttle pockets. I suggest gluing a small piece of foam rubber to the inside bottom of the throttle pocket where the bottom of the throttle will rest.

Continued from page 8—Around

income, the Brodrick Division most recently re-designed and added a container yard. This services the through trains from various container yards around the country bringing product to this Boston suburb railroad empire. Also, this adds to the complexity of switching when operations night occurs on the P & W.

As with most railroads, scenery and building construction is an ongoing task and Tom has been busy. His current dam project and subsequent scenery adds to the end of one loop of an aisle and continues on through to the surrounding adjacent communities. Always upgrading cars, repairing track and maintaining his fleet of P & W motive power, we can always look forward to entertaining times on Tom’s layout.

We want to “Thank” Tom and Gail for opening their home to the Division and for his tireless efforts as Layout Tour director. If you have a layout, small, medium or large, contact Tom and show it to your fellow members, as we would enjoy seeing it and sharing in our model railroading hobby.



Providence and Worcester Railroad Photo by Marshall Abrams

Home Layout Tour

Marshall Abrams

The Abrams Railroad Empire

Sunday, 24 May, 2009 1-4 pm

The Abrams Railroad Empire, or ARE, is a model railroad in HO scale located in Montgomery County, Maryland. It fills a 20 foot by 22 foot former game room. The focus is on operating among 21 industries, 5 yards, 7 towns, and 2 interchange tracks using computer-generated train orders and DCC control.

The *ARE* is a free-lance layout; that is, it doesn't model any specific prototype. Nor does it represent a specific time. I say it models the anachronistic era. I designed it using Cad-Rail and is built almost exactly as designed. The place names are locations important to my family. Many of the industry names are puns or personal references.

Train control is by Digitrax Digital Command Control allowing for walk around operations with the engineer following the train. Train movements are controlled by track side block signals tied in with the switch motors.

Scenery is an ongoing project with more of the Empire being terra-formed everyday.



Manassas Heritage Railway Festival

Saturday 6 June, 2009

The divisions layout tour this month will be on a Saturday to see and support the Potomac Division HO modular group and the local N-Trak group. Both will be displaying at the railway festival along with many other railroad associated groups. Come on out and make a long day of it.

The Manassas Heritage Railway Festival is a family celebration of the rich railway history that Manassas has to offer. Manassas Junction was the site of both the 1st and 2nd Battles of Manassas during the Civil War and of the nation's first military railroad. Attractions include a variety of elaborate model railroads; railroad history and memorabilia; living history and folklore; live bands throughout the day; and children's rides and activities. Tickets for the much anticipated VRE excursion train ride to Clifton and back will be \$6.00 (children under 2 years old are free), and will be available mid-May. Tickets must be purchased IN PERSON at the train depot. The Excursion Trains are run on the hour at 10am, 11am, 12pm, 1pm, 2pm and 3pm. The trip is approximately 35 minutes.

For more information be sure to visit the festival web site at:
<http://visitmanassas.org/hmi_events.htm>

Manassas, VA

Potomac Division Calendar

✓ Mark events now which you don't want to miss

MAY

- 3 NVNTrak at Fairfax Station Museum, VA
 - 16-17 NVNTrak and PD Module Crew at Fairfax Station Museum, VA
 - 24 Layout tour at Marshall Abrams', Silver Spring, MD
-

JUNE

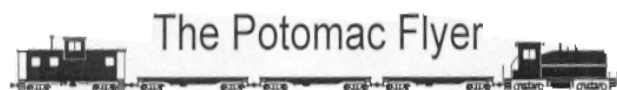
- 6 PMC and NVNTrak at 14th Annual Historic Manassas Railway Festival, Manassas, VA
- 14 NVNTrak at Fairfax Station Museum, VA

20-21 NVNTrak at Alexandria Red Cross Waterfront Festival, Alexandria, VA

24-28 NVNTRAK at the Fairfax INOVA Movies Under the Moon, Van Dyke Park, Fairfax, VA

JULY

- 5-11 National NMRA Convention, Hartford, CT
- 19 NVNTrak at Fairfax Station Museum, VA



The Quarterly Newsletter of

Division 2 ("Potomac") Mid Eastern Region

National Model Railroad Association

4604 Bel Pre Road
Rockville, MD 20853-2208