



The Potomac Flyer

Winter Quarter

December 1995 to February 1996

The Quarterly Newsletter Of Division 2 ("Potomac"), Mid-Eastern Region, National Model Railroad Association, Inc.

Winter Events Mix Modules and Home Layouts

Our Winter quarter again begins with the HO Module Team representing us at two charitable events. Combining the seasonal themes of sharing and trains, the HO Crew set up at the Fairfax Station show and the National Capital Children's Museum Christmas display.

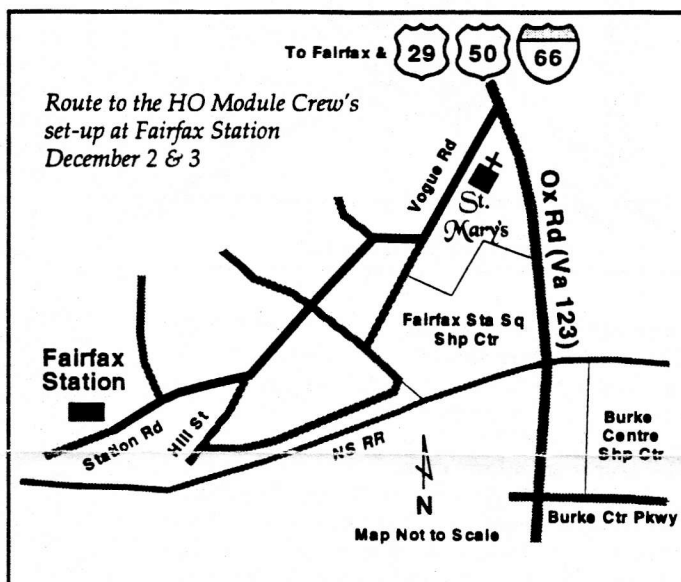
HO Module Team Events

Fairfax Station, December 2-3

NCCM, December 30-31

The HO Module Crew sets up first at the Fairfax Station benefit show, the week-end of December 2-3. Fairfax Station is just off Ox Road (SR 123), south of Fairfax, Virginia. See the adjacent map for directions. Modules are set up in the freight room of the restored Fairfax Station. Bob Minnis and the Crew report this has become a very popular show in the Fairfax area.

The Module Crew also sets up at the National Capital Children's Museum on the weekend of December 30-31. If you can pry yourself away from football, grab your kids, grandkids, or even some neighborhood kids, and get down to the NCCM to see the trains and other exhibits. A map showing how to reach the museum can be found on the next page.



January Home Layout Tour

January 21, 1996, 1-5 P.M.

Seat Pleasant, Maryland

Our first event of 1996 is a visit to Bob Johnson's HO scale Western Maryland layout. This is a continuous-running layout representing the WM tracks from western Maryland, through Hagerstown, to Baltimore with access to Harrisburg represented by a branch from Hagerstown. The route is single-track with sidings and the Hagerstown yard. Bob models the late 1960's, shortly before WM vanished into Chessie. He also notes that most of the hardshell scenery is in place, but that much of the scenic detailing needs to be done. Trackwork is complete and trains do run. So join us for a pleasant time in Seat Pleasant this January. A map with directions to Bob's house are provided on page 11.

February Home Layout Tour

February 25, 1996, 1-5 P.M.

Silver Spring, Maryland

In February we will be hosted by Deane Mellander on his O scale Cumberland & Susquehanna Railroad. Deane has provided a thorough write up detailing what you will see when you get there. The description with a map may be found on page 12 of this Flyer.

Nearby Events

Other events in and around our area include the Baltimore Society of Model Engineers and the Northern Virginia Model Railroaders series of open houses. Look in your various model railroading magazines for other events.

The Baltimore Society of Model Engineers has operating layouts in HO, HOt, O, and Ot (t as in trolley or traction). BSME is open throughout the Winter quarter, specifically the Sundays of November 27th and

Inside

Special!

Achievement
Program Beginners'
Model Contests at
Mini-Convention4

Events

December HO Module
Events1
January Home Layout
Tour11
February Home
Layout Tour12

News

Winter Events1
Fall Recap2
ICC Disallows
Land-Grab!3
Potomac Golf-Shirts ..4
Christmas Specials ...13

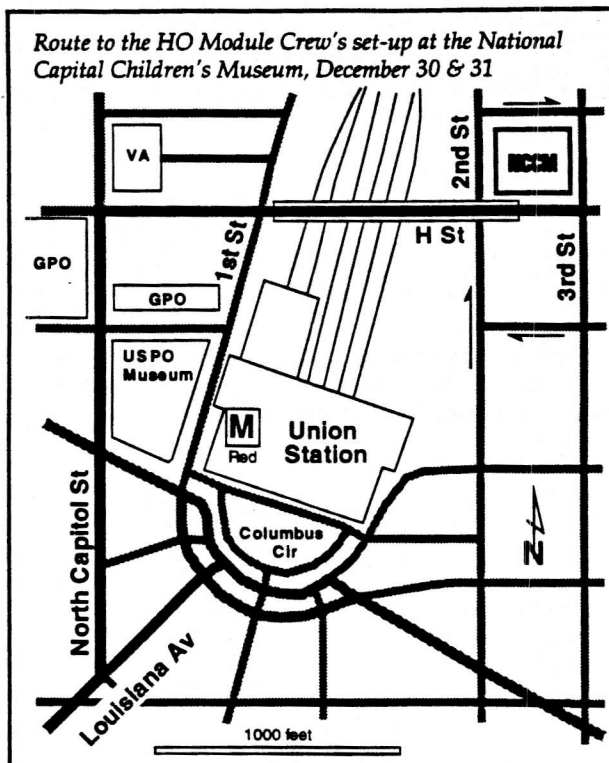
Depts

Staff Roster3
Calendar3
Achievement Notes4
Business Car9
Head End9
Potomac HO Module
Crew News10
Northern Virginia
NTRAK News10
Pull-out Business Card
Directory14
Potomac Membership
Application17

**Winter Events,
cont'd**

Fall Recap

**New Division
Boundaries**



December 3rd, 1995, and January 7th, 14th, 21st, 28th, and February 4th, 1996. Their hours are 1-5 P.M. They are located on the third floor at 225 West Saratoga Street, Baltimore, Maryland. Admission is by donation. Call Bob Jackson at (410) 837-BSME (2763) for more information.

Northern Virginia Model Railroaders, Inc., also has open houses scheduled this Winter. They are open the following Sundays from 1-5 P.M.: December 16, January 13, and February 10. NVMR is located in the former Washington & Old Dominion station, 231 Dominion Road (at Ayr Hill Road), in Vienna, Virginia. For more information, call (703) 938-5157.

Summer to Fall to Winter

As the year turns, we have left summer behind and are well into fall. Winter begins in just a few weeks and with it a round of seasonal events as well as home layout tours. This is the season for thinking back over the year as well as looking ahead to the new one.

Our summer ended with a double home layout tour of Paul Dolkos' Hampshire Division of the Boston & Maine and of Hal Davidson's Jersey & Susquehanna Railway. Both layouts are fine examples of the craftsman's art. Paul's layout continues to find its way onto magazine covers and into magazine articles. And it continues to grow. Coming soon will be the granite quarries and other features of New England railroading. I never cease to be impressed with Paul's eye for the detail that makes a scene come alive. Hal's layout, while compact, features some memorable scenes and finely built and detailed locomotives and rolling stock. His safety-

classroom-in-a-tank-car drew lots of attention, mostly because we model railroaders recognized its peculiar nature right off ("Why does that tank car have an air conditioner?"). Even the sad effects of a burglar's visit have been turned into a very effective scene that ties together the history of Hal's layout with the history of his railroad.

Those of us on academic calendars—and who isn't that has kids—think of fall as the beginning of the year. I know I do, at least. Anyway, we led off this year with our Third Annual September Swap Meet, again held at the Annandale campus of Northern Virginia Community College. The turn-out was splendid, with many folks selling and more folks buying. At least one fellow was sold out within two hours! Many of you Potomac members brought items to sell or swap, and we had a fair number of commercial vendors, too. When it was all said and done, we netted about \$130 for the division, which considering the cost of the space, is quite respectable. Congratulations to all the sellers and thanks to everyone who made it a good day.

As this *Flyer* goes to press, we will be heading out to the Maryland Central Model Railroad Club at Marvin Memorial Methodist Church in Four Corners (Silver Spring). It has been several years since we were last there, and I will have to bring you up to date next issue.

Our last Fall event is the now traditional Rockville Lions Club benefit show. This event, in which the Potomac Division is just one of the groups represented, has become a popular show with participants and visitors alike, is well attended, good weather notwithstanding, and makes for an enjoyable weekend. Ell Geib will give us a rundown on the show in the next issue.

ICC Disallows Land-Grab!

Well, I was a bit premature in announcing the Potomac Division boundary changes in the last issue of the *Flyer*. John Johnson, MER Vice-President, was quick to call me and correct my error. Thanks, John. As it turns out, though, I was only half wrong. We

[Continues on page 4]



The Potomac Flyer

Is the Quarterly Newsletter of Division 2 ("Potomac")
of the Mid-Eastern Region

of the National Model Railroad Association, Inc.

Editor: Peter K. Matthews

Publisher: Bruce Strickland

The Potomac Division territory includes: the District of Columbia; Montgomery, Prince Georges, Charles, st. Mary's, and Calvert Counties, Maryland; Prince William, Arlington, Fairfax, Fauquier, Loudoun, and Rappahannock Counties, Virginia, as well as the independent cities of the area.

••• Division Staff Roster •••

Superintendent	Jeff Martello (301) 681-9862 (home) (703) 358-4989 (work)
Asst. Supt, Md./DC	Ell Geib (301) 948-8316 (home) (301) 227-1829 (work)
Asst. Supt, Va.	Clint Smoke (703) 425-5077 (home)
Paymaster	Bob Minnis (703) 391-0675 (home) (703) 264-2535 (work)
Clerk	Pete Matthews (703) 360-2313 (home)
Achievement Program Representative	Ken Berthoud (703) 354-1438
Tour Director	Monroe Stewart (301) 630-7565 (home)
NTRAK Coordinator	Matt Schaefer (703) 978-2946 (home)
Editor, Potomac Flyer	Pete Matthews 4416 Longworthe Square Alexandria, VA 22309-1226 (703) 360-2313 (home) e-mail: pete22309@aol.com
Potomac Flyer Printer & Distributor	Bruce Strickland (703) 361-5620 (home) (703) 313-2050 (work/beeper)

Advertising in the Potomac Flyer is available. Per-Issue rates are \$5 for a Business Card (eighth-page) block; Quarter page, \$10; Half page, \$20; Full page, \$40. The back page space above the mailer goes for \$25 and is reserved on a first-come-first-served basis. Special rates are available for multi-issue purchases. Make checks payable to "Potomac Division."

Submission Deadlines for all materials in each issue of the *Potomac Flyer* are: Spring issue, Jan 15; Summer issue, April 15 (with some allowance given for taxes); Fall issue, July 15; Winter issue, Oct 15. Mail all submissions to: Pete Matthews • Editor, Potomac Flyer • 4416 Longworthe Square • Alexandria, VA 22309-1226. Unless special arrangements are made, no materials will be returned.

Change of Address (COA): Complete the enclosed Application/COA form and send it to Clerk, Potomac Division, P.O. Box 3204, Manassas, VA 22110.



Potomac Division Calendar

November 26 & December 3

BSME Open House
Baltimore, MD (1)

December 2-3

Potomac Division HO Module Crew
Fairfax Station, Burke, VA (1)

December 16

NVMR Open House
Vienna, VA (2)

January 7 - 28 (Sundays), 1996

BSME Open House
Baltimore, MD (1)

January 13

NVMR Open House
Vienna, VA (2)

January 21

Potomac Home Layout Tour
Seat Pleasant, MD (1, 11)

February 4

BSME Open House
Baltimore, MD (1)

February 10

NVMR Open House
Vienna, VA (2)

February 25

Potomac Home Layout Tour
Silver Spring, MD (1, 12)

(nn) — Details on page nn of this *Flyer*.

Potomac Events in **boldface**.

‡—Details in an upcoming *Potomac Flyer*.

Local model railroad clubs may have their events listed here if space permits. Please send a schedule of your activities to Pete Matthews, editor of the *Potomac Flyer* at the address given in the Division Staff Roster.

Calendar

Staff Roster

Time to Pay Your Dues!

If your name is highlighted on the mailing label, it's time to pay your dues — they're still only \$2!

New Boundaries, cont'd

Potomac Golf-Shirts

Achievement Notes

[Continues from page 2]


did indeed acquire the three southern Maryland counties: Charles, St. Mary's, and Calvert. It also turns out that both Culpeper and Stafford counties were already part of James River Division, and I had forgotten that when South Mountain Division was reactivated, we ceded Clarke County over to them. Thus, the only Virginia county added to the Potomac Division was Rappahannock. Add in the District of Columbia and that's it. The official limits of the newly expanded division are shown on the foregoing map. ~~map~~

Potomac Golf-Shirts

After last summer's problem at the Trolley Museum, one of the ideas put forward to help division members locate one another at events was to have shirts made with the Potomac Division herald on them. With enough people, notably the Potomac board and staff, wearing the shirts, it would be easier to locate our members at more public events.

Well, this idea has evolved and the Potomac Board of Directors has begun the process to have official Potomac Division golf-shirts made. These will be high quality shirts embroidered with the Potomac Division patch shown. Those of you who re-

member the 1992 Fall MER patch, designed by Shary Solomon and Bob Minnis, will recognize the new patch as derivative. You might also remember the colors. The border, state lines, division boundary, and Chesapeake Bay are teal (akin to aqua blue), the text is black, and the division fill is red. A gray heather shirt (that's light gray for you fashion challenged) would most closely match the original 1992 design's background color and would complement the patch colors well. When BC Junction, the company doing the shirts, has completed artwork set-up, we will order up a couple dozen ranging in size from M to XXL. Pricing will be announced then, but we are hoping for \$25 or less. If you are interested in having a shirt, please let a board member know (see the Staff Roster on page 3). If we get enough interest, we can arrange to have a couple dozen or more available at the March Mini-Convention. ~~map~~



Achievement Notes

—Ken Berthoud & Bruce Strickland

Before I get into the main topics of this quarter's Achievement Notes, let me extend congratulations to the following men for earning Achievement Program Certificates: Dean Ebner, Dispatcher; Bill Roman, Scenery; and Mike Barb, Association Volunteer.

The emphasis of the upcoming March Mini-Convention is modeling and model building. And now is the time to begin planning and building your models! We will again have a Popular Vote Contest as well as Achievement Program Merit Judging. In the past, many of you have only entered the Popular Vote Contest. However, by just completing two forms, those of you who are NMRA members can also enter the Merit Judging portion. A master NMRA Model Contest Entry Blank and Judge's Scoring Sheet are included in this issue of the *Flyer* for reproduction and submission along with your models. To obtain rules, regulations, and specific forms for each of the AP categories, please contact me, Ken Berthoud, or Bruce Strickland (see Staff Roster on page 3).

Judging implies judges. We will need judges for the contests. If you are willing to judge, please phone me at the number in the Staff Roster. Time

spent judging counts towards your Association Volunteer Certificate. Also, those of you serving as clinicians can earn points towards the Author Certificate.

AP Judging at the Mini-Convention

NMRA Achievement Program Merit Judging will be available in several separate categories: steam locomotives, diesel and other locomotives, freight cars, passenger cars, cabooses, non-revenue cars, structures, dioramas and displays, modules, and traction.

All items presented for Merit Judging will be judged by NMRA rules. Each item must be accompanied by both the NMRA Model Contest Entry Blank and Judge's Scoring Sheet. The forms for modules also need to be completed and should be placed on the modules during the judging period. Please note that descriptions placed on these forms can make or break merit qualification (sometimes explaining why you did something justifies it enough for the judges to give you credit where the model itself would not earn credit on its own). So spend some time on them as well as the model, making sure they are thoroughly and thoughtfully completed.

Beginners' Contests

Model contests are a great way to start working towards your Achievement Program Certificates. So in addition to merit judging, we plan to have two special contests just for beginners this year: a Rolling Stock contest and a Structure contest. Anyone of you who has never before won or placed in an NMRA-sponsored contest, whether at National, Regional, or Divisional level, is considered a beginner. The models will be judged for merit awards, with the winner being the models having the highest number of points awarded. Because these models will be judged by AP criteria, you must supply completed NMRA Entry and Judge Scoring sheets supplied in this *Flyer*. Winning models will receive special awards whether or not they actually qualify for an AP certificate.

For the Rolling Stock contest, you choose and build any kit you wish, in any scale you want. The model will consist of the kit parts themselves plus any detail parts which make them more prototypical, again up to you. You should custom paint, letter (decal), and weather the model appropriately. The models will be judged for merit awards, with the winner being the model having the highest number of points awarded. The winner will be the model receiving the most AP points and the modeler will receive a special beginner's award.

Inspired by Paul Locher's past contests, the Structure contest is designed to be more objective than the Rolling Stock contest. Here we have chosen the structure, a Baltimore & Ohio Freight House, the plans for which are found elsewhere in this *Flyer*. You may build the model in any scale and out of any materials you choose. Again, the models will be judged by AP criteria with the winner receiving a special beginner's award.

A Special Note About Merit Awards

To receive a merit award, a model must earn 87.5 or more merit points. If a model fails to achieve this number of points, the judges will make specific suggestions that if applied should bring the model up to or beyond standard. Once improved, you may ask to have the model judged again and it should easily qualify. Merit judging goes on all year, not just at conventions or as part of model contests. Bruce Strickland or I can easily arrange to have your work re-evaluated at any mutually convenient time and place. Please call us for details.

Popular Vote Contest and Superintendent's Plaque

In addition to merit judging and the beginner contests, we will again sponsor our annual Popular Vote Contest. This contest, as most of you know, is a competition where you bring any model in any category, open to all division members regardless of their NMRA member status. All attendees of the convention vote for their favorite model in each category, with the winners being the models receiving the most votes. Winners receive special certificates as well as the accolades of their peers.

Finally, our superintendent, Jeff Martello, will name a model as Best In Show. The winner will receive the Superintendent's Plaque and a certificate to commemorate the award.

Again, bear in mind that any model entered for the Popular Vote Contest may also be evaluated for an AP certificate. While they are concurrent at the convention, the contest and merit judging are otherwise independent activities. Finally, anyone who enters a model or module receives a discounted admission.

That about wraps it up. If you have any further questions, do not hesitate to call me, Ken Berthoud, or Bruce Strickland. We will be happy to help you with details about the model contests and merit judging and with getting started in the Achievement Program. ~~MMR~~



MER's 50th Anniversary Commemoratives

To commemorate the Mid-Eastern Region's 50th anniversary, the Region has shirts and patches to sell.

Commemorative 50th Anniversary

White Golf Shirt with embroidered beautiful red, gold, and blue 50 Anniversary logo. Sizes S to XXL. \$21⁰⁰ each, 2 for \$20⁰⁰ each, 3 or more for \$19⁵⁰ each, tax & postage included.

Commemorative Multicolor MER 50th Anniversary Patch. \$3⁰⁰ each, 2 for \$2⁵⁰ each, 3 or more for \$2⁰⁰ each, tax & postage included.

MER Royal Blue Pocketed Golf Shirt with gold silk-screened MER logo. Sizes: M to XXL. \$18⁰⁰ each, 2 for \$17⁵⁰ each, 3 or more for \$16⁵⁰ each, tax & postage included.

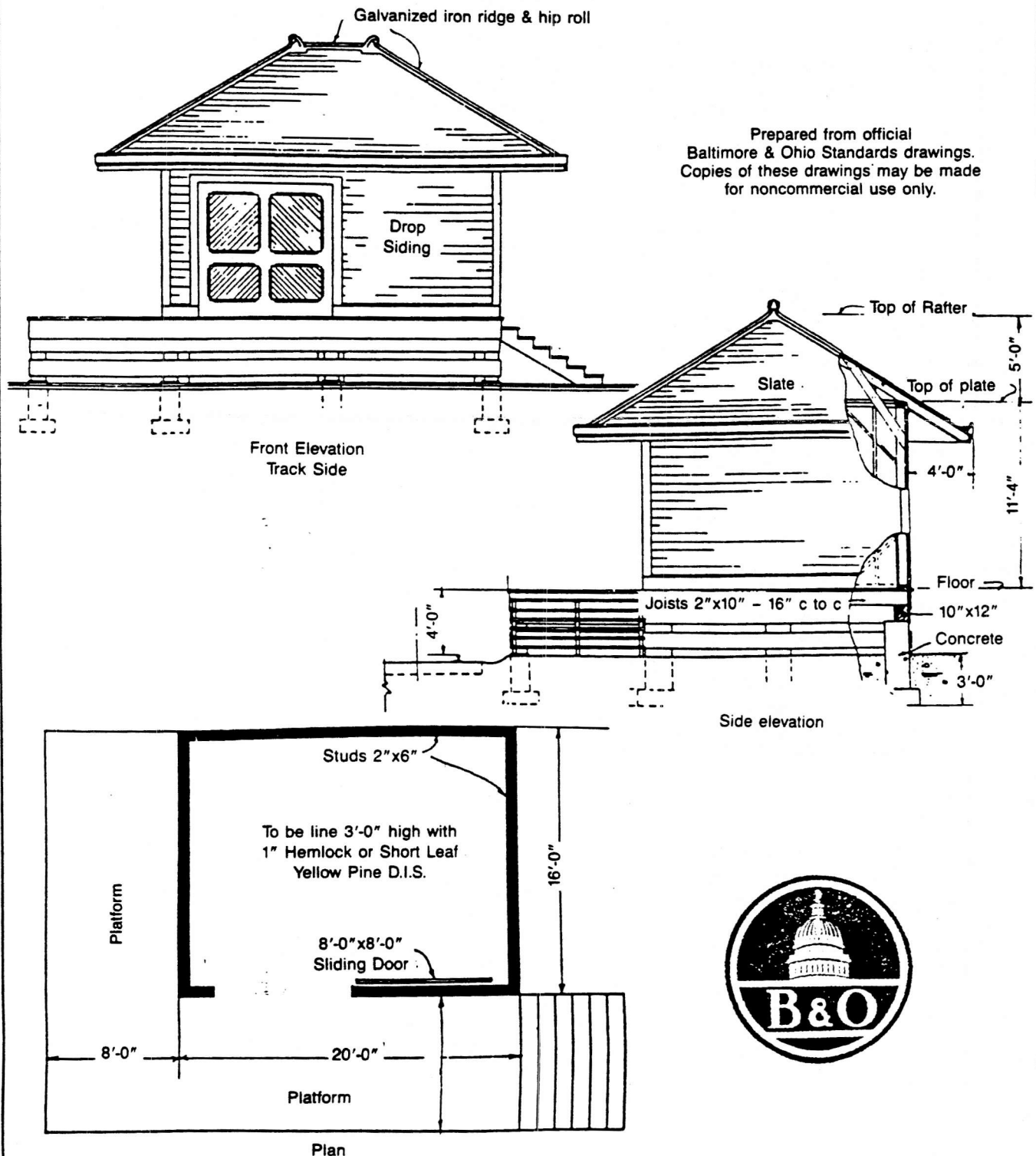
Make checks payable to Mid-Eastern Region and send order to: Business Manager • 13212 Bellevue Street • Silver Spring, MD 20904-1703.

On the reverse of this page are the B&O Freight Station plans to be used for the Beginners' Structure-Building Contest. Special thanks to Mainline Modeler for permission to reprint the plan here. Please only make copies for personal use as part of the model contest.

Following the plans are the NMRA Model Contest Entry Blank and Judge's Scoring Sheet. They are to be used for both Beginners' contests. If you enter both, you need to fill out one of each form for both models.

Standard Plans

Baltimore & Ohio 16'x20' FREIGHT HOUSE



NMRA Model Contest Entry Blank

Instructions

1. This *Entry Blank* (Form 901) and the *Judges' Score Sheet* (Form 902) must be filled out completely.
2. Fully describe your entry in the space provided.
3. Past National first place and Gold Award winning models are not eligible.
4. Supplemental information, including plans and photos, may accompany your entry. However, the judges are under no obligation to consult this information. (The contest chairman may limit this material.)
5. Retain your claim check. It must be presented to the contest committee to pick up your model.
6. Models may not be removed from the contest room without the permission of the contest committee.
7. The contest committee reserves the right to display entries as they see fit.
8. Be sure to place a value on your entry, for insurance purposes.
9. After filling out this *Entry Blank* and the *Judges' Score Sheet*, return both to the clerk and receive the entry number for your *Entry Blank*, *Judges' Score Sheet*, claim check and model identification tag. Place the identification tag on your model. Place your entry on the proper category table with your *Judges' Score Sheet* beneath your entry. (The contest chairman may instruct you differently.)

Category Entered (check only one)

- ☐ Steam
- ☐ Diesel and other locomotives
- ☐ Passenger cars
- ☐ Freight cars
- ☐ Caboose
- ☐ Non-revenue cars
- ☐ Structures
- ☐ Displays/Dioramas ☐ Modules
- ☐ Traction

Total number of
points scored in
NMRA judging

Entry Number _____

Scale: ☐ O ☐ S ☐ HO ☐ N ☐ Z ☐ Other _____

Description of Entry _____

Verified by _____

Value of Entry (for insurance purposes) \$ _____

10. I certify that this model is entirely my own workmanship and I hereby release the NMRA from any liability due to damage or loss of my entry beyond that provided by the NMRA insurance coverage.

Please print or type—make sure it is legible.

Name _____ Age _____ NMRA Number _____ Region _____

Address _____ City _____ State _____

Signature _____

NMRA Model Contest Claim Check

Must be presented to pick up your entry.

Entry No. _____

I hereby certify that the model entered by me in the model contest has been returned to me in satisfactory condition.

Signature _____

NMRA Model Contest Judges' Score Sheet

Model Description _____ Entry No. _____

Describe Your Model in Detail. Check the Items that Apply. Add Other Data.

1. CONSTRUCTION (Maximum 40 Points)

Points Awarded

- | | | | |
|--|--|--|--|
| <input type="checkbox"/> Drew my own plans | <input type="checkbox"/> Followed a construction article | | |
| <input type="checkbox"/> Used prototype plans | <input type="checkbox"/> Cut and fit metal | <input type="checkbox"/> Cut and fit cardstock | <input type="checkbox"/> Soldered |
| <input type="checkbox"/> Used kit plans | <input type="checkbox"/> Cut and fit plastic | <input type="checkbox"/> Cut and fit glass | <input type="checkbox"/> Made patterns |
| <input type="checkbox"/> Used commercial plans | <input type="checkbox"/> Cut and fit wood | <input type="checkbox"/> Crosskitted (kitbashed) | <input type="checkbox"/> Made molds |

Describe in detail how model was built: _____

2. DETAIL (Maximum 25 points)

Points Awarded

Describe complexity, difficulty, refinement, amount of subordinate parts. _____

List commercial parts used. _____

3. CONFORMITY (Maximum 10 Points)

Points Awarded

Give information as to prototype modeled, or explain logic of design. _____

4. FINISH and LETTERING (Maximum 25 Points)

Points Awarded

- | | | | | |
|--|--|--|---------------------------------------|---|
| <input type="checkbox"/> Weathered | <input type="checkbox"/> Not weathered | <input type="checkbox"/> Sprayed | <input type="checkbox"/> Brushed | <input type="checkbox"/> Masked and sprayed |
| <input type="checkbox"/> Used decal lettering | <input type="checkbox"/> Used decal striping | <input type="checkbox"/> Hand lettered | <input type="checkbox"/> Hand striped | |
| <input type="checkbox"/> Other (explain) _____ | | | | |

5. SCRATCHBUILDING (Maximum 25 Points)

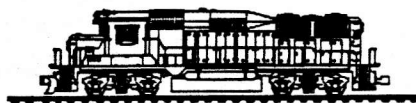
Points Awarded

List all parts you have fabricated. You will receive credit for these. Note any special or unusual features. _____

This space is for Contest Committee only

Tabulated _____ Verified _____

Final Score



The Business Car

—Jeff Martello
Division Superintendent

As we prepare for another year it has been noted that we will need to strengthen our Board of Directors with new members and ideas. We are looking for committed volunteers to serve on the board in various capacities. The time expenditure averages about seven hours a month in efforts to share the model railroading hobby with members of the division. We currently need volunteers for at least three new board positions opening in time for the March Mini-Convention. The volunteers should be evenly distributed across the Potomac (in keeping with our by-laws). If you or your friends would like to join the board, please contact Pete Matthews, our clerk, or me (see the Staff Roster on page 3).

The March Mini-Convention is soon upon us and will include new and exciting contests. See Ken Berthoud's Achievement Notes. The convention will also mark the awarding the first-ever Superintendent's Award. I hope that our contests will entice first-timers to start this neat facet to the hobby.

Speaking of the Mini-Convention we are once again in search of facilities (and for the next swap meet, too). Our old haunts are running into scheduling conflicts and, as we continue to grow, we are outstripping their facilities anyway. Please scout around for space to hold 100-120 people for eight hours or so that has a minimum of four class rooms (for clinics and contests) and a large room for the annual meeting, module display, and lunch. Food service capability is a plus, although we can certainly brown-bag it. The site should be easily accessible from the Beltway and charge only nominal fees (we are a non-profit organization after all). As a last resort, we could hold a business meeting at a March home layout tour, but the Mini-Convention is by far our most popularly attended event. It would be a shame to lose that wonderful time together because we lack a place to meet. Any of you with access to such a space (your church, place of business, etc.) are encouraged to contact Bob Minnis, Ell Geib, or Clint Smoke tomorrow with the information. If you could act as a liaison, all the better.

As the popularity of the Mini-Convention increases, not only do we need more space, we also need help with clinics, registration, hospitality, and set-up and break-down. If you can help in any way, please lend a helping hand. Phone one of the board members with your willingness to help. We can certainly use your help.

Hobby Shops

Several hobby shops have moved lately. Action Hobbies has moved from Burke to Woodbridge (see their new card in the Business Card Directory). Mainline Hobby Supply, of Blue Ridge Summit, Pennsylvania, has a new store. Robert Ritter, better known as Chesapeake Railroad Depot, has moved to Henderson, North Carolina, but continues to be active in mail order. I am also looking for any history or information regarding Rudy's Roundhouse, formerly at 3621 Columbia Pike in Arlington, Virginia. I found an Athearn kit in my collection with the shop's name and address stamped on it.

Also, over the past few months, several local hobby shops have done great things for us by buying advertising in the *Flyer*, supporting our Mini-Convention raffle, and participating in or advertising our swap meet. Thank them for us when you visit them and, if they have an ad in the *Flyer*, tell them you saw it there.

That's it for now. Happy Holidays! And start working on those models for March!

The Head End

—Pete Matthews
Potomac Flyer Editor

Although three months away, the March Mini-Convention is drawing nearer and nearer. The emphasis this year will be on modeling and in particular the focus will be on "first-timers." We are sponsoring two beginners' model contests, both described in Ken Berthoud's Achievement Notes in this *Flyer*. Start your projects now, tempis is a-fugitting!

I've said it before, and I will continue to hammer away at this point: we need, no, we live for volunteers. Ours is entirely a voluntary organization. We need volunteers to give clinics, run contest rooms, judge models, arrange home layout and other tours, organize our special events, even serve on the Board of Directors. Just about anything else that we do requires volunteers. Our longer-term volunteers are nearly burned out and we desperately need new blood. What can you do to make this the most active division of the Most Enthusiastic Region? Without your help, things will eventually run out of steam. Please speak up NOW! What you get out of your division membership directly relates to what you put into it!

Even the Mid-Eastern Region is calling for volunteers. Alex Pope is accepting nominations for Region Officers and Trustee. If you or someone you know wants to become very active in Regional affairs, here's your or their chance! Contact Alex Pope at (301) 702-0751.

For myself, my family, and the rest of the Board of Directors, have a wonderful holiday!

The Business Car

The Head End

**HO Module
Crew Notes**

**Northern
Virginia
NTRAK News**

HO Module Crew Notes


—Bob Minnis

Summer's gone. So is daylight savings time (at least for this year). I have used the summer to add details to several of my modules. I've planted some grass, experimented with painting and texturing foam to look like rock, and added detail to several structures. The local hobby utilities have been busy also. The water department has installed new hydrants and the electric company has planted a string of street lights. People (pedestrians) are one of the areas I need to concentrate on next.

As I write this the Rockville Lions Show is fast approaching. I'll cover the HO Crew's participation next issue.

The first weekend in December, the Crew will return to Fairfax Station for the sixth consecutive year. This show is always a popular event, lots of railroad activities to see and hear.

The last weekend of the year will find the Crew at the Capital Children's Museum—only one weekend this year due to Christmas being on a Monday. Next August, Northern Virginia NTRAK will host the 1996 NTRAK East convention. The Train Show portion will include all scales in the displays. Northern Virginia NTRAK has invited the HO Crew to participate. Now is not too early to start planning for your participation. So mark your calendars!

A short-notice invitation came from Woodbridge requesting the Crew set up at the Woodbridge VRE Station on October 21st. Bruce Strickland engineered the effort. Details on the outing next time. 

Module Events

Dec 2-3	Fairfax Station (HO)
Dec 30-31	Capital Children's Museum (HO)
Jan 24-25, 1996	Great Scale Train Show Timonium, MD (N)
Feb 17-18	Greenburg Show Chantilly, VA (N)
August 15-18, 1996	NTrak East (N, HO)

Northern Virginia NTRAK News

— Matt Schaefer

New Places, New Faces

Our goals have been like 1880s' railroads, to go out and find new territories. All of you that attended the MER 50th saw us there and we have our layout scheduled for several new shows this winter. January 24-25 we will have layout combined with BANTRAK, Baltimore Area NTRAK, at the Timonium Great Scale Train Show. February 17-18 we will be at the Greenburg Show in Chantilly, VA. Running trains to new places, seeing new faces and old friends, too.


MER 50th Convention

Commendations to the Hunt Valley Convention staff for putting it all together in just four months. Although our club could not take in all the many activities, we still enjoyed the convention atmosphere and we all had fun with long trains and long runs...we were still running trains in the hotel ballroom at 11:30 p.m.! Several modules debuted including Monroe Stewart's Intermodal Terminal (MIT), Bernie Kempinski's Quinnamont Junction and Laurel Creek [ed. note—including a beautifully scratchbuilt QN tower], and the club's Obiechabee Swamp junction module. We also hosted two guest modules, John Plant's and Jim Dahl's from Connecticut.

Junctions

We are excited about the opportunities our new junction modules offer. With them we can connect two loops or add branch lines. Junctions let two or more clubs set up independent but connected loops, but still permit the interchange of traffic between them. With more junctions, you get more loops; and with more loops, you get more train action; and with more train action, the dispatcher can order up more kinds of operations. The junctions at Hunt Valley worked great and we had Brian Brendel's 108 car train in five corner modules at one time, weaving like a slick snake. The radius on most corners is 24 inches (that's roughly 48 inches in HO by comparison).

We are continuing to build and improve modules like madmen. We now have over 350 feet of runnable, NTRAK standard modules of which 268 feet are fully scenicked. Based just on the number of modules we are probably one of the larger clubs around. In the process we have scrapped an 8-foot humpyard and an intermodal terminal — that's progress. [Fred Obermeyer is selling an 8-foot module. Call (703) 971-1590 for info.]

Merry Christmas and Happy Holidays. Go in class — Go N Class! 

Potomac Division Home Layout Tour
Bob Johnson's HO Western Maryland Ry.
6811 Wilburn Dr. • Seat Pleasant, Maryland • (301) 336-8780
Sunday, January 21, 1996, 1 to 5 P.M.

Winter Events

**• January Home
Layout Tour**

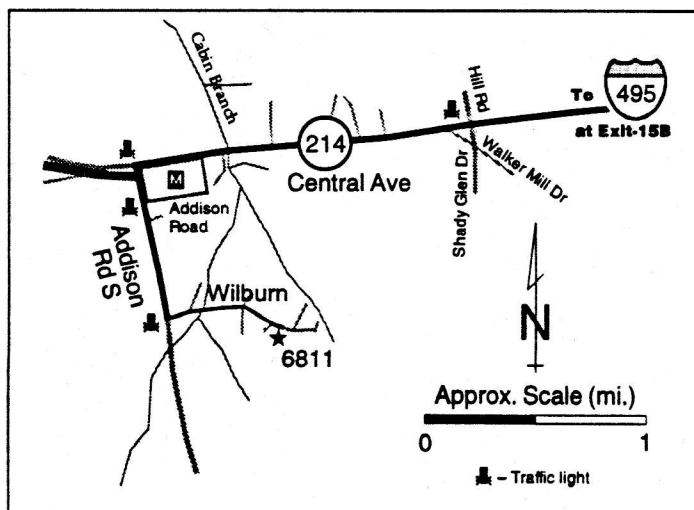
Our first event of 1996 is a visit to Bob Johnson's HO scale Western Maryland layout. This is a continuous-running layout representing the WM tracks from western Maryland to Baltimore through Hagerstown. Access to Harrisburg, Pennsylvania, is represented by a branch from Hagerstown. The route is single-track with sidings and the Hagerstown yard. Bob models the late 1960's, shortly before WM vanished into Chessie. He also notes that while most of the hardshell scenery is in place, much of the scenicking remains to be done. Trackwork is complete, though, so trains do run.

Bob has won many awards for his O scale trolleys at our past Mini-Conventions. He says the trolleys will be around for you to see as well. So plan to join us for nice afternoon in January!

Directions (follow along on map below)

To reach Bob Johnson's home:

- At Maryland Exit-15B, get off I-495 onto westbound SR 214, Central Avenue.
- Follow Central Avenue west to the third traffic light, Addison Road South, about 2-1/2 miles (Addison Road Metro will be on your left).
- Turn left onto Addison Road and drive ahead to the second light, Wilburn Road, about half a mile.
- Turn left onto Wilburn Road. Cross Cabin Branch and follow Wilburn up the hill. Bob's home, 6811, is the brown-trimmed, beige house on the right just over the crest of the hill. Park wherever safe and convenient.



Winter Events,
cont'd

• February Home
Layout Tour

Potomac Division Home Layout Tour
Deane Mellander's On3
Cumberland & Susquehanna Railroad
11233 Bybee Street • Silver Spring, Maryland • (301) 649-9765
Sunday, February 25, 1996, 1 - 5 P.M.

The Cumberland & Susquehanna Railroad

By Deane Mellander

This will be a first look at a "work in progress." The C&S represents a narrow gauge pike that connects the East Broad Top Railroad at Neeleyton, Pennsylvania, with the Western Maryland Railway near Shipensburg. Because of the close operating relationship with the EBT, much of the C&S equipment is borrowed from, or built by, the EBT. The C&S taps coal deposits on the east slope of Tuscarora Ridge, along with limestone and brick. The era will be set at about 1954.

The C&S is still in the early construction stage. As this is written, the perimeter benchwork is complete. All of the O scale standard gauge track is complete and operable. Most of the WM is diesel-powered, though steam is still just barely hanging in there. I expect to have the interchange yard completed and have a good start on the narrow gauge main line under way.

The room had to be completely refinished prior to start of the railroad. A wall was removed and a new wall installed; new 110 v. wiring was put in and drywall hung throughout. New fluorescent lighting was installed, and vinyl put down on the floor. The benchwork is traditional L-girder, much of it supported on the walls of the room. The subroadbed is of the spline design, cut from one-inch boards on the table saw. Half-inch Homasote was cut into 4-foot strips, beveled along the edges, then kerfed so it could be curved. Masonite will be hung behind the benchwork for backdrops.

Most of the standard gauge is Atlas or Micro Engineering flex-track. The sidings and the dual gauge portion of the yard are hand-laid in Code 125. The narrow gauge is primarily hand-laid Code 100. I expect to install Code 83 on some sidings and spurs as construction continues. The standard gauge has a minimum radius of 50 inches on the inner track of the main line passing siding, and 48 inches on the sidings and the connection to the interchange yard. The narrow gauge main line will have a 40 inch minimum radius, with 36 inches on the mine branch.

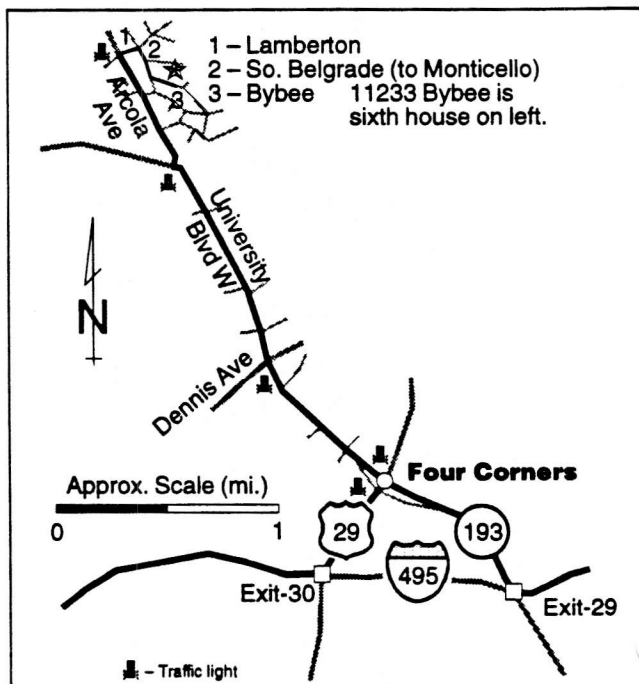
The Soundtrax control system is being installed. This is an infra-red, wireless walk-around system that is compatible with PFM sound components. While carrier control has its attractions, I have chosen to maintain standard DC power so as to accommodate visiting power and not have to install receivers in every locomotive. Soundtrax also provides diesel sound, which I need for the WM.

While I have done most of the work, I do have an informal, once-a-month get-together. A few extra sets of hands can be a big help. Hope you enjoy your visit.

Directions (follow along on map at right)

To get to Deane Mellander's home:

- From the west on I-495, take Maryland Exit-30A onto eastbound US-29, Colesville Road. At the second light, Four Corners, turn west onto University Boulevard West (SR 193).
- From the east on I-495, take Maryland Exit-29A onto westbound University Boulevard (SR 193).
- Follow University Boulevard West to Arcola Avenue, the second light after Four Corners, about a mile and a half.
- Turn right and take Arcola Avenue to the second light, Lambertson. Turn right.
- Take the first right, labeled "South Belgrade (to Monticello)."
- Bear right onto Monticello and take the next left onto Bybee.
- Deane's is the sixth house on the left, 11233. Park where safe and convenient.



Modules and Other Things for Christmas

Seasonal Greetings from Matt Schaefer

If you happen to be passing through Cincinnati I remind you every year to stop and see the "Mother of all modular railroads," the O scale set-up at the Cincinnati Gas & Electric headquarters downtown. This 30 by 60 foot layout has, for almost 50 years, been clamped together and run from Thanksgiving through New Years. The three Max Grey articulateds were replaced long ago but the same beautiful Capitol Limited equipment still runs. The atmosphere is charged with all the decorations of Christmas, Santa Claus, snow, and trees. The display continues to draw busloads of kids from all over. You've got experience the crowds to feel it, you've got to be there.

Modular railroad layouts can do more than run in circles. In particular, they can do Christmas Shows. At conventions, modular layouts are a natural for switching contests, road switching, seminars on dispatching and operations, scenery building, and trackwork, and, of course, popular vote contests for best module and train. And if some modelers just want to see some trains running, that's OK, too. All these extra activities require extra operators, so volunteer for convention tasks when you can. The more you put into it, the more you get out of it.

Some people ask why do you put up with all those wild and crazy guys in the club when you have a 20 by 40 foot basement? First, you can't get thousands of people to come by and see your trains

as easily as you can in a club show. And probably more importantly, you do not get all the wonderful suggestions, comments, and, yes, even praise, at home that you can get from friends in the club.


If you want to get the real holiday spirit, ride a train to see relatives, or just ride for the ride itself. Reserve early to get a seat and to get the best rates. I probably don't have to remind you that Washington is a big hub for passenger trains fanning out in all directions. But are you taking advantage of those trains? There are usually lots of friendly folks on those holiday runs, and particularly in the lounges, some are railfans.

Amtrak has put a superliner with a glass-topped cafe lounge on the Cardinal route through New River Gorge. The run hits the Gorge in daylight going both ways. With proper weather and snow in the Gorge, it's a beautiful trip. Did you know that the new schedule makes it possible to take a one day trip from Washington, across the Blue Ridge to Staunton for tea, and back to Washington by 8 P.M.?

So enjoy a joyous holiday season in the true railroad tradition. Volunteer your layout, your module, or just get out your railroad and put it around the tree. There are radio controls now so you sit in your rocking chair by the fire and operate. Ride Amtrak, build modules, run that old Lionel,... Just do it and enjoy the Holidays! ~~AMTRAK~~

The Call Board &

Bulletin Board
will return next time along with another in Mike Jones continuing series of articles on model railroading's history




"Daddy says that we can't have our presents until we get clearance from the dispatcher."

Business Card Directory

Place this Directory in your phone book, on your work bench, or on your bookshelf.

Be sure to patronize our sponsors and tell them you saw their ad here in the *Potomac Flyer*.



Bruce B. Blackwood

9920 Rhode Island Avenue · College Park, MD 20740 · 301-982-5032
Fax 982-9660



**Buck Buchanan
Irv Fehlberg**

2076 Daniel Stuart Square (703) 494-6658
Woodbridge, VA 22191-3315 (703) 494-1337 FAX



(919) 430-7717

CHESAPEAKE RAILROAD DEPOT

Selling • Repairs
Custom Painting • Detailing


We do Mail order
5 Years Experience

Robert Ritter
Route 4, Box 140J
Henderson, North Carolina



Discount Prices & Free Shipping

(301) 231-3672 P.O. Box 588
Kensington, MD 20895-0588



MODEL RAILROAD HEADQUARTERS

Model Rockets — Cars — Collectables

Tues.
thru
Friday
11-8

14 South Main Street
Berlin, MD 21811
(410) 641-2438

Saturday
10-5
Sunday
12-4

TOLL FREE 1-800-972-6898

ARLINGTON HOBBY CRAFTERS

FOR THE YOUTH....FOR THE GROWNUP

MODEL CARS, BOATS, AIRPLANES
HOBBY AND MODEL TOOLS
MODEL BUILDING SUPPLIES
MODEL RAILROAD



ROCKETS AND TANKS
PAINT BY NUMBERS
RADIO CONTROL
CARS, BOATS AIRPLANES

BILL WISEMAN
(703) 532-2224

WILLSTON CENTER
6176 ARLINGTON BLVD. (RT. 50)
FALLS CHURCH, VA 22044

LIONEL • K-LINE
WILLIAMS • WEAVER
HO Scale • N Scale • LGB

OLD TRAINS
BOUGHT & SOLD
LIONEL AUTHORIZED REPAIRS



ENGINE HOUSE HOBBIES
Located in Olde Towne Gaithersburg

315-G East Diamond Ave.
Gaithersburg, Md 20877

(301) 590-0816

HO and N Scale
Vehicles and Structures

Wholesale
and Retail

Authentic Miniatures
of the american scene

Roger R. MILAM
P.O. Box 5
Burtonsville, MD 20866-0005

301-384-6299
Sunday-Thursday
9 AM - 9 PM

(410) 647-3335

Frank's Caboose

Model Railroading Services
• Layout Design • Consultation
• Train Repairs

FRANK WINNER

283 Oak Ct.
Severna Park, MD
21146

- LIONEL AUTHORIZED VALUE ADDED DEALER
- AUTHORIZED LIONEL SERVICE STATION
- LGB AUTHORIZED RETAILER

KMA JUNCTION

MODEL TRAIN SUPPLIES & SERVICE

CAVALRY VILLAGE SHOPPING CENTER
9786 CENTER STREET
MANASSAS, VIRGINIA 22110

STEVE FORTES
(703) 257-9860

(410) 539-6207
(410) 685-1357 fax



M. B. Klein, Inc.
MODEL TRAIN HEADQUARTERS



TED KLEIN
President

162 N. GAY ST.
BALTIMORE, MD 21202



HARRY & NANCY SPICER
(410) 374-1005
1-800-821-6377

MAIL BAG HOBBIES

MODEL TRAINS AND ACCESSORIES
RETAIL MAIL ORDER

SHOWROOM
16817 GOREUCH MILL RD.
UPPERCO, MD 21155

BOX TWO NINETEEN
MONKTON, MD 21111

MAINLINE HOBBY SUPPLY



SCALE MODEL RAILROAD SUPPLIES

15015 Buchanan Trail East
on Route 16 E. of Waynesboro
Blue Ridge Summit, PA 17214
(717) 794-2860

HOURS:
Mon-Wed 10-8 Th-Fri 10-9
Sat 10-5/Sun 1-5
Brian & Bonnie Wolfe

MAYBERRY & SONS TRAINS & HOBBIES

Full Line Hobby Shop, specializing in
trains & accessories, all scales; plastic
models & dollhouse collectibles.

Visa-MC-Discover. Call for hours &
directions

10527 Summit Ave.
Kensington, Maryland

(301) 564-9360

National Capital Trains

Bernard Kritzer

9001 Scott St.
Springfield, VA 22153

(703) 644-0839
7-11 P.M. ET

Obies Trains



6461 Edsall Rd.
#405 Alexandria, VA
22312

Open 10-5 pm
Tues-Sat
Phone 703 658-9520
Fax 703 658-9522

PASTIMES

TRAINS • HOBBIES • CRAFTS • MODELS
DOLL HOUSES • RADIO CONTROL • ROCKETS
BRIO® TRAINS & BREYER® HORSES

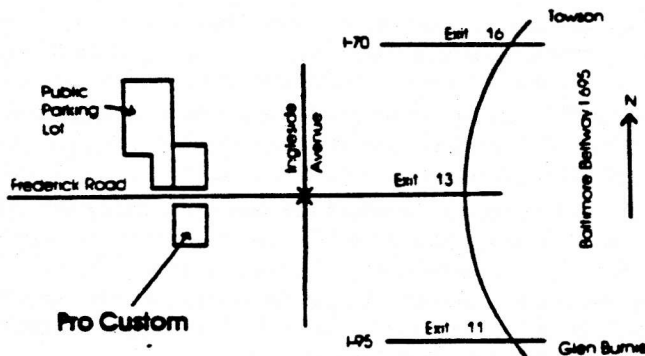
"School Project Specialists"

531 Quince Orchard Rd, Gaithersburg (301) 977-7902

PRO CUSTOM HOBBIES

Trains - Brass - Books - Tools
Parts - Plastic Models - Repairs
Custom Building & Painting
Lionel Sales & Service

721 Frederick Road
Catonsville, Maryland 21228
(410) 788-8770





703-342-5930

Sam Putney

Scale Model Trains & Modeling Supplies
Railroad Books, Photos, Art & Artifacts

Store: 113 NORFOLK AVE., S.W., ROANOKE, VA 24011
Mail Order: P.O. BOX 1218, ROANOKE, VA 24006

Authorized Lionel Service Station 474



TRAIN DEPOT
SALES & SERVICE

SUDLEY CORNER CENTER
7214 NEW MARKET COURT
MANASSAS, VIRGINIA 22110

JOE KENNEDY
(703) 335-2216

George Hughes

13416 Springhaven Drive
Fairfax, VA 22033-1228
(703) 742-0177

SPRINGHAVEN SHOPS
Model Railroad Specialty Products

Authorized Dealer for: DIGITRAX Digital Command Control
INNOVATOR Walkaround Throttles
VALLEY ASSOCIATES Frames and Tanks

TRAINS ETC.



Authorized Dealer
Marklin/Digital • Lionel and More
Repair Service

7740 Gunston Plaza
Lorton, VA 22079
Ship Anywhere

Burrell & Susan Spindel
(703) 550-1779
Discover • VISA • MC

YOU ALWAYS HAVE A FRIEND AT "THE RIP TRACK"

"THE RIP TRACK"

Scale HO and N Exclusively

A VERY DISCRIMINATING SERVICE
FOR THE MODEL RAILROAD ENTHUSIAST

GORDON & EVELYN JOHNSON
REPAIR ALL GAUGES CUSTOM PAINTING/RESTORATION

2885 PS Business Ctr
Woodbridge, VA 22192

(703) 590-6901
Member NMRA

Hours 12-8 Weekdays 10-9 Sat 12-6 Sunday And Holidays



Trains Unlimited

2116B Berkmar Drive
Charlottesville, VA 22901

JIMMY HICKS, Mgr.

804-974-9499

Bulletin Board

Want Ads, Help Wanted, etc.

For Sale • HO scale Rivarossi HW C&O passenger cars with OB, interiors, lighting. Swap for LW cars possible. Call Nick Kalis, evenings, at (703) 931-1772.

Pen Pal Sought • Nick Kalis has passed along an invitation from a Brazilian fellow who is interested in starting up a rail-road-related correspondence with folks in the United States. If you are interested in participating in this exchange, please write:

Pedro Rezende
Rua Armando Farjado, 35 casa 12
Cascata Guarani
Teresópolis - RJ 25963-130
BRAZIL

Rail-Marine Interest Group (RMIG) • Interested in: Railroad Carferries; Carfloats; Floatbridges and Rail-marine Terminals; Histories, plans, news, reviews and models of the foregoing. Quarterly newsletter, TRANSFER. For membership or back issue information, send SASE to: John Teichmoeller, Coordinator • RMIG • 12107 Mt. Albert Rd. • Ellicott City, MD 21402.

Operating Group • Pete Matthews is looking for a additional operators to meet weekly to run his N-scale Great Northern Cascade Railway. Here's your chance to start earning points towards your AP Dispatcher Certificate. Call Pete, (703) 360-2313, days and most evenings, or leave message. Trains run most Fridays, 8 to 11 P.M.

Digital Command Control Advisory for Atlas HO U33C/36C Locomotive-April 1995 • CAUTION: Atlas has identified a design flaw in the PC board circuitry of this locomotive. This condition does not affect in any way the excellent running features of this unit under any standard out-of-the-box operations. If you intend to use a Digital Command Control system in this locomotive, please disconnect the green wire from your command control module by cutting the green wire back about 1" from the plug. Failure to do so may cause damage to your decoder. For a corrected PC board please contact Atlas at 1-800-872-2521, M-F, 9 A.M. to 5 P.M. ET.

Potomac Division

Division 2, Mid-Eastern Region, National Model Railroad Association, Inc.

Membership Application and Interest Survey

The Potomac Division provides various activities for all interested model railroaders, such as home layout tours, prototype tours, and a MiniConvention every March. We publish a quarterly newsletter, the *Potomac Flyer*, detailing division activities. We proudly boast one of the greatest concentrations of model railroading talent in the country with no less than 10 NMRA Master Model Railroaders in our area as well as several other outstanding modelers.

The Potomac Division encompasses: Washington, D.C.; Montgomery, Prince Georges, Charles, Calvert, & St. Mary's counties in Maryland; and Arlington, Loudoun, Fauquier, Fairfax, Prince William, and Rappahannock counties in Virginia as well as local independent cities. Local residence and MER or NMRA membership are not a required for division membership. Anyone interested in learning more about model railroading, improving their modeling skills, and enjoying the company of fellow modelers is invited to join the Potomac Division.

Personal Information

Check here to indicate a change of address: <input type="checkbox"/>				
Name	<input type="text"/>		Home Phone	<input type="text"/>
Street Address or P.O. Box	<input type="text"/>		Work Phone	<input type="text"/>
Additional Address	<input type="text"/>		NMRA Mbr. No.	Exp. Date
			MER Mbr. No.	Exp. Date
City	ST	ZIP + 4	Birthdate	Req'd by MER & NMRA
<input type="text"/>	<input type="text"/>	<input type="text"/>	<input type="text"/>	<input type="text"/>
E-Mail Address			<input type="text"/>	

☐ Occasionally we make our mailing list available to carefully selected model railroading related companies. If you do not wish to have your name included, please check here.

Interest Survey

Primary Scale <input type="text"/>	Secondary Scale <input type="text"/>	Favorite Railroad(s) & Prototype(s) Modeled <input type="text"/>
(Check all that apply)		
<input type="checkbox"/> Have Layout or Module?	<input type="checkbox"/>	
<input type="checkbox"/> Narrow Gauge Interest?	<input type="checkbox"/>	
<input type="checkbox"/> Module Interest?	<input type="checkbox"/>	
<input type="checkbox"/> Traction Interest?	<input type="checkbox"/>	
<input type="checkbox"/> Would you host a Home Layout Tour? If so, may we visit within:		
<input type="checkbox"/> 6 mo. <input type="checkbox"/> 12 mo. <input type="checkbox"/> 18 mo.		
		Please list NMRA Special Interest Groups (SIGs), model railroad clubs, and railroad historical societies to which you belong <input type="text"/>
		New and Renewing Members: Please include a short paragraph or two describing yourself and your railroading interests for possible inclusion in upcoming <i>Call Board</i> columns. (See the current <i>Call Board</i> for examples.)

Dues Calculation

Please fill out this section completely including whether you are new or renewing. Renewing MER and NMRA members, please supply your birthdate, member numbers, and expiration dates in the Personal Information section above. *Incomplete information will delay your renewal.*

Potomac Division: Dues are \$2 per year. Members receive the quarterly *Potomac Flyer*. Membership expires on December 31st of the current year. New members joining after August 31st will be enrolled through the end of the following year.

Mid-Eastern Region: Dues are \$8 per year. Members receive the bimonthly *MER Local*. Renewing members, please supply your birthdate and both your MER and NMRA membership numbers and expiration dates in the Personal Information section above. You may also write MER directly at: The Mid-Eastern Region, Inc. • Office Manager • 13212 Bellevue St. • Silver Spring, MD 20904.

National Model Railroad Association: Dues are \$30 per year. Members receive the monthly *NMRA Bulletin*. Renewing members, please supply your birthdate and NMRA membership number and expiration date in the Personal Information section above. You may also write NMRA directly at: National Model Railroad Association, Inc. • Headquarters Office • 4121 Cromwell Rd. • Chattanooga, TN 37421.

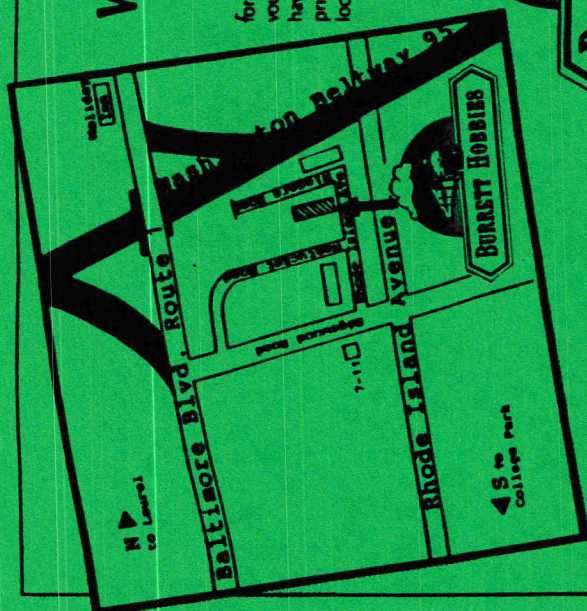
Please make your check payable to *Potomac Division*. Send check with your completed application to:
Clerk, Potomac Division • P.O. Box 3204 • Manassas, VA 22110
The Division will forward National and Regional dues. Allow 6-8 weeks for processing.

\$ <input type="text"/>	New	Renew
	<input type="checkbox"/>	<input type="checkbox"/>
\$ <input type="text"/>	New	Renew
	<input type="checkbox"/>	<input type="checkbox"/>
\$ <input type="text"/>	New	Renew
	<input type="checkbox"/>	<input type="checkbox"/>
\$ <input type="text"/>	TOTAL	

Don't forget this important information!

WASHINGTON'S CHOICE...

for model trains! A real hobby shop where you can actually see it before you buy it! We have hobby shop service at train show prices. Please, stop on by our new, bigger location!



BURRETT HOBBIES

301-982-5032

9920 Rhode Island Avenue
College Park, Maryland

Exit 25 8 off Washington Beltway in College Park

Sunday, Monday	Closed
Tuesday	11:00-6:00 p.m.
Wednesday	11:00-6:00 p.m.
Thursday	11:00-6:00 p.m.
Friday	11:00-6:00 p.m.
Saturday	10:00-4:00 p.m.

We stock G, O, S, HO, N and Z scales

Choose from LGB, Athearn, MDC, Cornerstone, Kadee, Atlas, Micro-Trains, Con-Cor, Pola, Model Power, Woodland Scenics, Kato and much more!! We do mail order, too!! Come by and see us!

We Buy Old Trains!!

The Potomac Flyer

The Quarterly Newsletter of
Division 2 ("Potomac") — Mid-Eastern Region
National Model Railroad Association, Inc.

P.O. Box 3204 • Manassas, VA 22110

Winter Quarter Issue • December 1995 – February 1996

NON-PROFIT
U.S. POSTAGE
PAID
MANASSAS, VA
PERMIT NO. 234

Happy Holidays & Happy New Year!

(With the New Year comes Division renewal time. If your name is highlighted, please renew your membership now.)