

The Dixie Flyer

The Quarterly Newsletter of Division 2 ("Dixie"), Mid-Eastern Region,
National Model Railroad Association, Inc.



Swap Meet Set for September 11th!

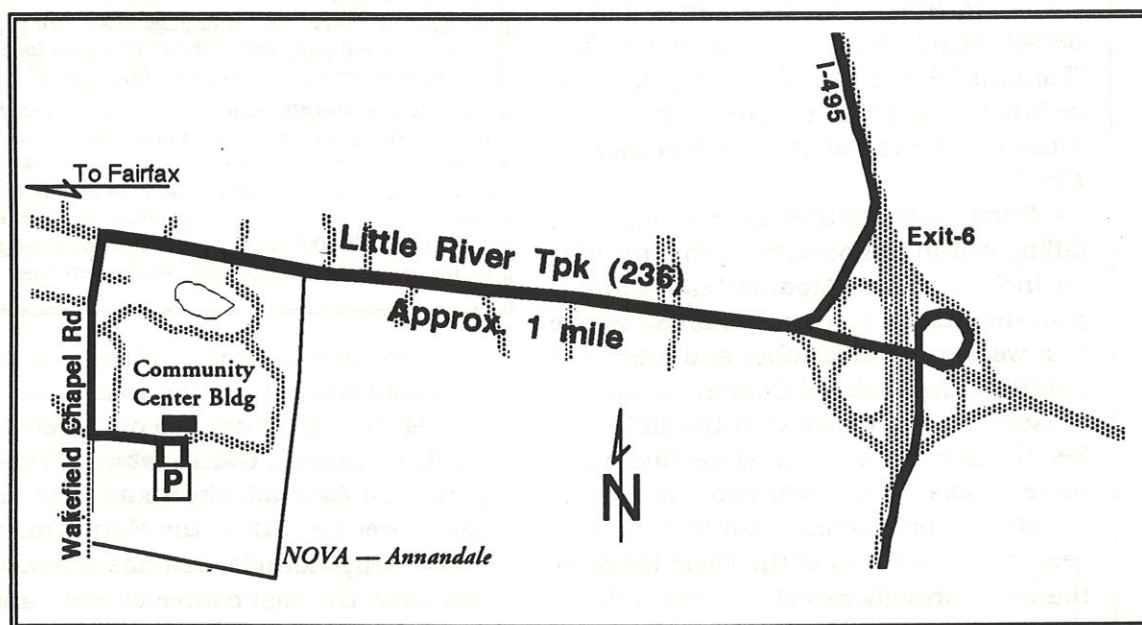
Join us on Saturday, September 11th, for a Dixie Division model railroad swap meet. Think of the show as a centralized yard sale. We provide the space—you provide the stuff to sell or swap. The swap meet will be held in the Atrium of the Community Center Building at the Annandale campus of Northern Virginia Community College, 8333 Little River Turnpike, Annandale, Virginia. General admission is \$2.

In addition to the swapping and selling we hope to have some how-to clinics as well as some model railroading videos. For the more adventurous, we will be running the Timesaver switching contest. This switching puzzle is an actual small HO layout loaned to us through the good graces of Action Hobbies of Burke. For a small entry fee you can have a try at setting the best time of the day.

If you want a table on which to display your wares, you must reserve one by September 9th. Tables may be rented for \$10 per whole table or \$6 per half table—please call Jeff Martello for availability. Jeff may be reached at (301) 681-9862 (home) or (301) 530-3177 (work). A limited number of tables may be available the day of the show, but at a higher rental cost.

To get to NOVA Annandale please refer to the map and the following instructions:

- Take I-495, the Capital Beltway, to Little River Turnpike, Va 236 (Exit-6).
- Go west on Little River Turnpike about 1 mile to Wakefield Chapel Road.
- Turn left onto Wakefield Chapel Road.
- Take the third entrance into the NOVA campus.
- Park in the areas marked *Community Center Building Parking*.



Inside

Fall Plans.....	2
Summer Recap...	3
NTRAK at Valley Forge.....	5

Events

September Swap Meet.....	1
October Home Layout Tour.....	7
November Lions Club Meet.....	8

Depts

Staff Roster.....	2
Calendar.....	3
AP Notes.....	4
Want Ads.....	4
Module Teams....	5
Business Car.....	9
The Head-End....	9
Dixie Membership Application.....	10

Fall Plans Staff Roster

This Fall in the Dixie Division

In addition to September's swap meet described on page 1, we have two other monthly events this fall. Mark Sunday, October 10th, on your calendars for a very special home layout tour. That day we will visit the understandably famous layout of Howard Zane. Howard is well known in these parts as the organizer, with Ken Young, of the Great Scale Train Show, better known around here simply as the Timonium show. Howard's layout, the **Piermont Division of the Western Maryland Railroad**, is in class with very few other railroads in terms of scenery and modeling exhibited. It has been featured recently as the cover layout of Model Railroader's April issue and as Volume 12 of Allen Keller's Great Model Railroads video series. This is a "must see" layout and we are very lucky to have Howard as our host. For the particulars on this event, see page 7 of this *Flyer*.

November is National Model Railroad Month. To celebrate that fact and to raise funds for its worthy causes, the **Rockville Lions Club** will again sponsoring its train show at the Rockville Senior Center. This will be the third year Dixie Division has been invited to participate in the show. We owe this to our own Ell Geib, assistant superintendent for Maryland and D.C., who happens to be president of the Rockville Lions. (As an aside, the proper mode of address between Lions is "Lion" followed by the first name of the person being addressed. That makes Ell "Lion Ell." A wonderfully appropriate appellation!) Details of the Rockville Lions Show may be found on page 8 of this *Flyer*.

Further events this fall, although not falling within the purview of this newsletter include the HO Module Team's appearance at the Fairfax Station Show the first weekend of December and later that month at the National Capital Children's Museum the last weekend of December. See the next issue of the *Dixie Flyer* for more details about these two events.

Many more events occur within the geographic confines of the Dixie Division than we normally report. But this fall

The Dixie Flyer

Is the Quarterly Newsletter
of Division 2 ("Dixie"). Mid-Eastern Region.
National Model Railroad Association, Inc.

Editor: Pete Matthews

Printer/Distributor: Bruce Strickland

The Dixie Division territory includes: the District of Columbia: Montgomery and Prince Georges Counties. Maryland: Prince William, Arlington, Fairfax, Loudoun, Frederick, and Clarke Counties, Virginia, as well as the independent cities of the area.

• • • Division Staff Roster • • •

Superintendent	Jeff Martello (301) 681-9862 (home) (301) 530-3177 (work)
Asst. Supt., Md./DC	Ell Geib (301)948-8316 home (301)227-1829 work
Asst. Supt., Va.	Clint Smoke (703) 425-5077
Paymaster	Bob Minnis (703) 391-0675 (home) (703) 264-2535 (work)
Clerk	Nick Kalis (703) 671-1477
Tour Guide	Monroe Stewart (301)630-7565 home
NMRA Achievement Program Representative	Bruce Strickland 10766 Tullamore Ct. Manassas, VA 22111 (703) 361-5620 (home) (703) 569-6800 (work)
NTRAK Coordinator	Matt Schaefer (703) 978-2946 (home)
Editor, Dixie Flyer	Pete Matthews 4416 Longworthe Sq. Alexandria, VA 22309 (703) 360-2313 (home)

Upcoming Board Meetings and locations:

Sep 8. Martello; Oct 13. Kalis; Nov 10. Minnis.

Advertising in the Dixie Flyer is available. Rates are \$5 per eighth-page block: Business card size ad. \$5; Quarter page. \$10; Half page. \$20; Full page. \$40. The back page above the mailer goes for \$25 and is reserved on a "first come-first served" basis.

Submission Deadlines for all materials in each issue of the Dixie Flyer are: Winter issue, Nov 1; Spring issue, Feb 1; Summer issue, May 1; Fall issue, Aug 1. Mail all submissions to Pete Matthews, Editor, Dixie Flyer, 4416 Longworthe Square, Alexandria, VA 22309-1226. Unless special arrangements are made, no materials will be returned.

there are several worthy of note and we are lucky enough to have space to do so.

Jeff Martello brings to our attention the **16th Annual Gaithersburg Transportation Artifact Show and Sale** to be held November 7th at the Montgomery County Firgrounds. Jeff has attended this show the past couple of years and



Dixie Division Calendar

Sept 11

Dixie Division Swap Meet
10a-4p, Annandale, VA (1)

Sept 18

NVMR Open House
1-5p, Vienna, VA (3)

Sept 25

Maryland Central Model Railroad Club Show, Gaithersburg, MD (3)

Oct 2-3

Four County Society of Model Engineers and Mount Airy & Western Railroad Open House
Mount Airy, MD (3)

Oct 10

Dixie Home Layout Tour
1-5p, Columbia, MD (7)

Oct 23

NVMR Open House
1-5p, Vienna, VA (3)

Nov 7

16th Annual Gaithersburg Transportation Artifact Show and Sale, Gaithersburg, MD (2)

Nov 13

NVMR Open House
1-5p, Vienna, VA (3)

Nov 13-14

Rockville Lions Show
10a-4p, Saturday
Noon-4p, Sunday
Rockville, MD (8)

(nn)—Details on page nn of this *Dixie Flyer*.
Dixie Events in **boldface**.

Local model railroad clubs may have their events listed here if space permits. Please send a schedule to Pete Matthews, editor of the *Dixie Flyer*. See page 2 for details.

has found it a wealth of resources and artifacts useful to the model railroader. Timetables, old photographs, signal lanterns, railroad china and silverware, and many other items may be found there. For more information, contact Charles Miller at (703) 568-2954.

Our friends in Vienna, the **Northern Virginia Model Railroaders**, will be back into the monthly swing of open houses this fall. First up is September 18th, then October 23rd, and November 13th. They run 1 to 5 P.M. each day. The club is located in the old Washington & Old Dominion's Vienna Railroad Station at 231 Dominion Road (at Ayr Hill Road) in Vienna. For more information, phone (703) 938-5157.

The **Maryland Central Model Railroad Club Show** will be held September 25th at the Montgomery County Fairgrounds in Gaithersburg from 10 A.M. to 3 P.M. This event has a \$3 admission and is free for those under 12. Contact Nelson Garber at (301) 572-2482 for more information.

The **Four County Society of Model Engineers and Mount Airy & Western Railroad** will have their open house above Dennison's Trackside Hobbies in Mount Airy on October 2nd and 3rd. Contact Ron Limparris at (301) 253-5578 for additional details.

As space permits in the future, we will try to run as many similar announcements as possible. If your model railroading group has an up-coming event, please let us know and we will try to fit it in. Deadlines for submission are listed in the Staff Roster on page 2.

Oh Gee, What a Great Summer!

Our summer schedule is nearly finished. In lieu of a Dixie Division event in August, those of us who can are meeting at Valley Forge Express, the 1993 National Model Railroad Association meet, the first week of August. Hope to have seen you there!

We had two great layout tours this summer. First up was Ed Rappe's O-scale Pennsylvania Railroad in Fairfax, Virginia. This singularly beautiful layout

Fall Events, cont'd

Summer Recap

Calendar

Summer Recap, cont'd

Achievement Notes

features some impressive rolling stock and locomotives and some great scenic effects. The layout models mainline Pennsylvania railroading, no mean feat in any scale let alone O-scale, including Altoona's Horseshoe Curve. Track runs from waist-high at one end to a ceiling-hugging staging yard and reversing loop at the other. This seemingly inaccessible loop is monitored by a closed-circuit television system. Steam power and early diesels, long cuts of hoppers, a priority reefer-train, and a local provided the continuous action. Thanks again to Ed for hosting us.

July saw us return to Jim Strong's G-scale Woodland Railway in Upper Marlboro, Maryland. We don't know how he managed it, but the same day we met at Jim's, he got his layout written up in the Washington Post. The weather cooperated, coming a few days after the July heat wave dissipated. Jim actively recruited young engineers to drive his remotely-controlled, battery-powered trains up and down the backyard mountains. He even let this old editor run a passenger train up the mountain and back.

Last May's home layout tour occurred the weekend that the Summer Dixie Flyer went to press and consequently was not mentioned. We spent May 9th at the two narrow-gauge O-scale layouts of George Johnson and John Peterson in Fairfax County. George Johnson's On3 "Cameron Valley Railroad" is an L-shaped point-to-point layout. It has most structures and track in place, but almost no greenery, making it kind of barren. Still several folks enjoyed seeing the progress he has made—and talking about his other principal interest, theater organs. For added interest, George had his 1-inch scale USRA Light Pacific on display, along with some rolling stock.

The other layout of the day was John Peterson's On2 "Sandy River & Rangeley Lakes," a Maine narrow-gauge line. The quality of workmanship and general appearance of the layout were superb. Everything from handlaid track to hand-built structures modeled after actual buildings on the prototype, John's work is truly

impressive. And although it appears complete, John informed us that he is contemplating some major revisions. Some modelers are never satisfied it seems.

Achievement Notes

—Bruce Strickland

There's nothing much to report this time so I'll just leave it at that.

Wanted, For Sale, etc.

Wanted—Experienced Model Railroad Photographer. I am preparing an article for *Model Railroader* and need a photographer for some close-ups of scenery. Fees negotiable. Contact Tim Tilson, work (793) 695-0895 or home (703) 273-9436.

Vintage Model Railroaders Available. Monroe Stewart is looking for a home for a collection of *Model Railroader* magazines complete back to the mid-1940's. If you are interested, please contact Monroe at (301) 630-7565.

Moving Sale. Best offer for some or all of the following items—call Bonnie Morgan at home after 5 P.M. (301) 894-2986 or at work from 8 A.M. to 4 P.M. (301) 504-8409.

- Five (5) sections of model railroad *benchwork*, all with bolt-on, removable legs. Top surface is homasote over plywood, painted grass green, clean and ready for scenery. Also, I have plenty of scrap lumber (plywood, pine 1x4s, and homasote) and lots of blue foam board (2" and 5/8").
- Need *paint*? I have several cans of flat latex paint in grass green, tan, brown, and black, etc.
- As for scenery, I have *many trees*, all hand-made, and lots of *figures, vehicles, and structures* (all HO).
- I also have an *HO NMRA-standard 2x4-foot module*, complete except for the wiring.

HO Module Team News

—Bob Minnis

Despite rather warm weather, the Dixie HO Module Team set up at the Alexandria Lyceum last July 3rd. This successful event was the first in what Lyceum officials hope will become a series of annual shows. The display opened to the public at 10 A.M. and trains were operating by 10:15. A total of sixteen modules made up a long rectangular layout. Five modules made their debut: Ken Berthoud had a new straight module and John Doggett had four, including a double-length eight-foot straight module and a four-foot corner. Other team members present included Bruce Strickland, Carl Barna, Ken Heinen, Eric Heinen, and Bob Minnis.


We were joined by Dave Cooper who displayed and ran trolleys (traction) on his four East Penn Standard modules. These modules were joined to the corner of the HO loop via a special transition

module. This same combination will be set-up at the Valley Forge Convention Trade Show this August.

The official head-count for the day was 250. Several expressed an interest in building modules and several mopre became new members of the Dixie Division.

My comments concerning construction of modules in the last issue of the Dixie Flyer were instrumental in persuading John Doggett to build a four-foot corner module. If you are "under construction," please be sure to let me know when you are ready to display your handiwork.

The next meeting of the module team will be 1:00 P.M. Sunday, September 19th, at the Xerox Parts Drop at Gallows Road in Tyson's Corner, Virginia. Our subject will be command control. Don't forget to review the recent Model Railroader article on the subject!



N-TRAK at Valley Forge

C. Matt Schaefer

I hope that a lot of you got to see the "World's largest N-TRAK Layout" at Valley Forge Express, this year's NMRA National Convention—and enjoyed getting crushed and steamed in the crowds surrounding N-TRAK as I did—and then lived to tell the story. It was great—nothing too rough for a true cinder-sniffer!

There were 252 N-TRAK modules totaling 1106 linear feet on two zig-zag peninsulas and two big, irregular loops. All of these modules were connected together through the now famous "Diamond Mill Junction" module consisting of an eight foot circle of six wye junctions each

with three tracks leading off in six directions. Operators occupied a central pit. You have to see it work to believe it, and it worked as promised.

By switching through the Diamond Mill, the total route length stretched to 1656 feet (that's 50 scale miles!) and a train took about an hour to complete a circuit if there were no problems. The concerned equipment owners that followed their trains came back exhausted with some wild tales about being stranded on remote sections of track. Some may never return—like the Boston MTA's Charley—or like some convention tour buses—we'll never know....

Saturday was "long train day" and there were probably five or more 100+

Module Team News

Northern Virginia N-TRAK News

A photograph of Diamond Mill Junction with three of our intrepid operators appears inside this issue's mailer (page 11).

Dixie Module Team News

Northern Virginia NTRAK News

car trains running at one time. Up to the time of the convention there had been a lot of concern from many sectors, including the show committee, about the reliability of the Diamond Mill. The whole layout worked well and could have handled a lot more train traffic if more trains had been sent out.

The N-TRAKkers that followed the first trains around the layout Friday experienced some long delays and showed the strain of the trip after being on the road for up to an hour and a half. These travelers were telling stories about some wild out-back stretches of modules and every time they passed Diamond Mill begged to be short-cut back towards their home yards. Later train chasing was complicated by the crush of the crowds and eventually became impossible on the spectator side of the modules.

Five of our Northern Virginia N-TRAK members attended the convention and three of us had the pleasure of operating in the Diamond Mill pit for several hours. (I heard I was taped and on Philadelphia's Channel 6 News one night. I also had an N-TRAK fan ask for my autograph on a diagram of my module in the N-TRAK How-To Manual. All this is heady stuff!) The Diamond Mill operation gradually became automatic and gave me a feeling not unlike that Captain Nemo probably had playing Nautilus' pipe organ while the giant octopus' limbs snaked all around—and the humidity in the hall was about the same! I haven't seen such crowds since the soccer riots in Italy! Part way into the first day we heard that 19 kids under six years old were lost.

Our group was inspired by the fine modules dis-

played, in all gauges and scales. One N-TRAK module had the best operating hump yard we have ever seen, using compressed air for propulsion in the upper section and for retarding in the lower. Speed control was excellent most of the time.

N scale may have set the convention's standard for quantity and technology, but there were several other fine modular and sectional layouts present. One in particular was the 14' x 20' HO-scale layout of The Porta-Rail Group from Mt. Laurel, New Jersey. It not only had beautiful scenery but also skyboards, overhead lighting, name placards, and brochures that were all coordinated for a very professional look. Our group was impressed and took many notes. Our immediate conclusion was that while you may not be able to coordinate all the modules in your modular layout this way, your group can have a stretch of modules finished as a subdivision in this way. With that in mind, we are game and charged up for the next convention, whenever and wherever that may be.

"Passion" — You can build modules without it, but what's the point? —CMS

Are you missing pages 7 & 8?

To respect the privacy of our layout tour hosts, copies of the *Dixie Flyer* left on hobby shop counters and other public locations do not contain directions to our hosts' homes. Such directions are usually given on pages 7 & 8. If you are missing these pages and need directions, please contact anyone on the Staff Roster on page 2.

Obies Trains

*Featuring a wide variety of
HO and N scale models and supplies*

On Bren-Mar Drive
across from General Washington Drive
Behind the Quality Inn
at Exit-2 off I-395 in Northern Virginia
6461 Edsall Rd., Suite #405
Alexandria, VA 22312

Tuesday-Saturday, 11 A.M. - 5 P.M., and by appointment
Please call before coming out on Saturdays...

We still go to a lot of shows!

Phone (703) 658-9520 • Fax (703) 658-9522

Howard Zane's HO Western Maryland Piermont Division
5236 Thunderhill Rd. • Columbia, Maryland • (410) 730-1036
Sunday, October 10th, 1993, 1-5 P.M.


Our October home layout tour will be hosted by Howard Zane. Many of you have seen this layout in the press, most recently as the cover article of April's *Model Railroader*, but also as Volume 12 of Allen Keller's *Great Model Railroads* video series. More of you may be familiar with Howard as organizer, along with Ken Young, of the Great Scale Train Show, known amongst us local modelers simply as "The Timonium Show."

The Piermont Division of the Western Maryland models West Virginia coal-hauling country in the 1950's. Steam power dominates the roster but the range of motive power spans early diesels and geared steam. The hallmark of Howard's layout, of course, is the scenery. From the first glimpse of Lost Mine through a window cut into the basement stairs to close-ups of Piermont, there is plenty to delight the eye.

The 29' x 27' layout is an around-the-wall scheme with two 48" duck-unders. It is built on an open-frame grid with code 100 Shinohara flextrack laid on homasote-over-spline roadbed. Trackwork specifications include a minimum radius of 36" and a maximum grade of 1.5% with No. 6 minimum turnouts. Track climbs from 54" to 68" above the floor. The scenery base is plaster hardshell over a cardboard web. The backdrop is painted onto 1/8" Masonite and the scenery extends to the ceiling over 65% of the layout. The layout is controlled by a PSI Dynatrol system.

To get to Howard Zane's house:

- ➡ Take I-95 to the Md-175 West exit.
- ➡ Follow Md-175 West to the sixth light, taking a right onto Thunderhill Road.
- ➡ Howard's home, 5236, is the contemporary house half a mile down on the left. Please note that you will need to go down stairs into the basement to see the layout.



This Class C Climax weighed 70 tons and was equipped with a spark-arresting stack for use on a logging railroad. (From Harry B. Comstock's *The Iron Horse*, published by Galahad Books, 1971.)

Fall Events

• October's Home Layout Tour

Fall Events, cont'd

• November's Lions Club Meet

Rockville Lions Club Benefit Show

Saturday, Nov. 13th, 10am-4pm,
and Sunday, Nov. 14th, 12noon-4pm

Rockville Senior Center • 1150 Carnation Dr. • Rockville, MD

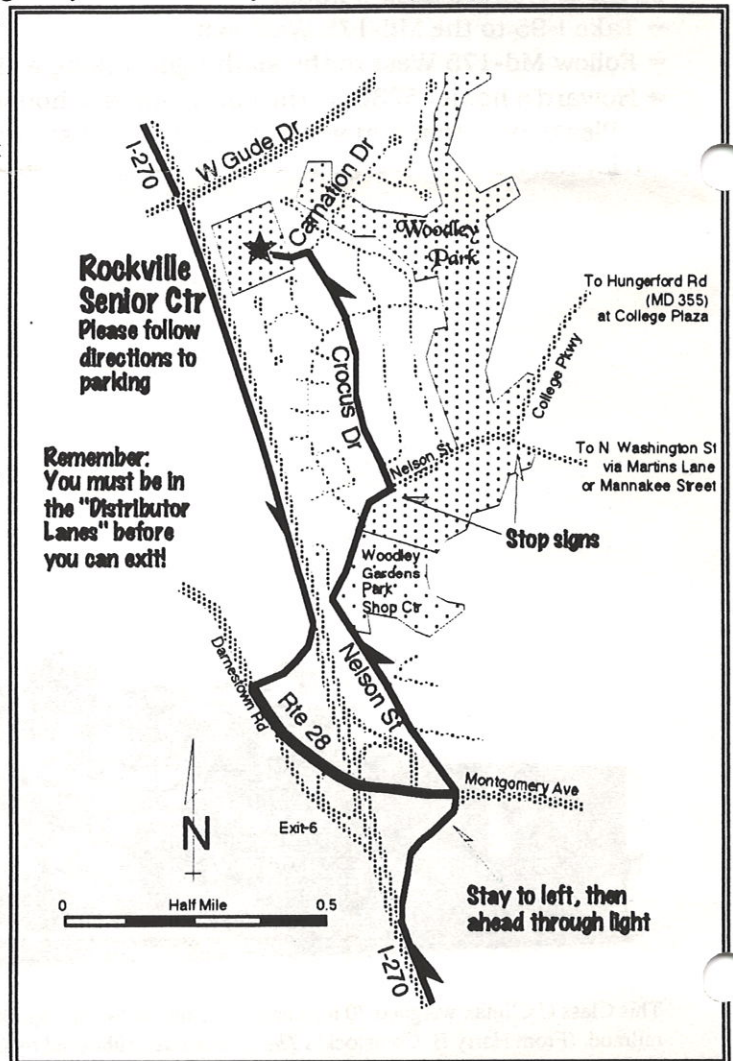
Admission: \$3/adult, \$1/child, or \$6/family

In celebration of National Model Railroad Month last year the Rockville Lions Club scheduled a one-day benefit show at the Rockville Senior Center. It was so well attended that the Lions plan another show this November and have extended it to two days on the weekend of November 13th and 14th. The Lions have again invited the Dixie Division module teams as well as other members to participate in live demonstrations of model railroading. The extended schedule also includes modular set-ups by the Northern Virginia NTrak Club, the Dixie Division's HO Module Team along with the Traction (Trolley) module group, the National Capital Tin-Plate Trackers (Lionel) module group, and an indoor G-scale garden layout sponsored by the Washington-Virginia-Maryland Garden Railway Society (replete with mulch and potted plants). There will be static displays of other scales also. The show will again feature Kalmbach, Keller, and other video and film showings along with NMRA Tape Slide Clinics. The Loco-Doctor will make another appearance with support from the Lionel folks to help with that old tin-plate you just might have lying around. Food will again be provided by the Lions for a nominal charge.

Additional information or questions may be directed to me, Ellsworth (Ell) Geib, at (301) 948-8316 (home) or (301) 227-1829 (work).

How to get to the Rockville Senior Center

- ➡ Take I-270 to Rockville being sure to be in the Distributor Lanes prior to approaching the exit.
- ➡ From I-270 North, take Exit-6 Montgomery Avenue but stay to the left as you approach the end of the ramp. Cross Montgomery Avenue onto Nelson Street.
- ➡ From I-270 South, exit and turn left onto Darnestown Road. This will become Montgomery Avenue as it enters Rockville. Turn left at the next light onto Nelson Street.
- ➡ Follow Nelson Street to the stop sign at the intersection with Crocus Drive and turn left onto Crocus Drive.
- ➡ Take Crocus Drive to Carnation Drive and turn left.
- ➡ Enter the Senior Center. Lions volunteers will direct you to where to park.



Greetings!

The first late summer/early fall Dixie event will be a swap meet scheduled for Saturday, September 11th, 1993. We also plan to have some clinics, videos, a possible set-up of our HO module team, and the Timesaver contest. Details are given on page 1.

October will be a tour of Howard Zane's layout in Columbia, Maryland. We will conclude the fall with a return to the Rockville Lions Club in November.

Our Calendar of Events on page 3 of this issue lists several non-Dixie events in the area. Our editor graciously accepts announcements of upcoming events which may be shared with the Dixie membership and prints them as space permits.

July's open house at Jim Strong's G-scale Woodland Railway was a delightful outing enabling several Dixie members to fantasize about their own garden railway. Unfortunately, reality blew in with the

though of removing all those leaves come autumn! Much to our Surprise, Jim's interest in garden railroading was featured in the *Washington Post's* Sunday supplement that very day. The children that came to this open house were just as impressed as the bigger kids by Jim's relaxed nature and willingness to share his hobby—and the throttles. Oooh that remote control!

Previously as your assistant superintendent, I was amazed by the number of members on our roster (520). Yet there is only a core group of about 60-80 that repeatedly attend Dixie events. Why is this? We'd like to hear your thoughts and suggestions for future events that we could sponsor that would draw more of you out. Do you have a layout or know of someone who would be willing to host an open house? Present a clinic? Let us know!

—Jeff Martello

Layout Tour Etiquette

(Excerpted from the Valley Forge Express Convention Program)

- **Never** pick up someone else's model. If you need a better view, ask your host.
- **Never** lean on or place anything upon a scenicked layout.
- **Don't** touch, scratch, feel, or move anything! If you lack self control, put your hands in your pockets. If you are curious about something, simply ask your host.
- **Never** smoke in the layout room or elsewhere in the house. If you must smoke, ask the host where smoking is permissible. If your host doesn't smoking, don't even ask.
- **Don't** be so quick to point out a "Better Way" to do something. Tactfully ask why something was done a certain way, then *listen* to the response—you might learn something.
- **Be tolerant** of scales and skills. If you can't say something nice, well...
- **Respect** your host's property, both inside and outside the home.

- While on the tour, **don't** dominate the host's time. Others may have questions or comments, too. The same goes for the best viewing place or photo spot. Let everyone enjoy the layout.
- If you have a camera, **be considerate** of others. Remember, you are not the only one viewing the layout.
- When you leave, **thank** your host (and especially their spouse) for allowing you into their home.
- If you bring a guest who is not familiar with the above rules of etiquette, take a few minutes to explain them. You will be doing them and yourself a favor. This goes especially if you are bringing smaller children. You know your child better than anyone else. If you think they can abide by these rules of etiquette, by all means bring them. But if you have reservations, please think twice about bringing them.

Most of all, enjoy your visit!

—The VFX Committee

Business Car

Comments from
your Division
Superintendent

The Head-End

Comments from
your Editor

Dixie Division

Mid-Eastern Region, National Model Railroad Association, Inc.

Membership Application and Interest Survey

The Dixie Division is the National Capital area unit of the Mid-Eastern Region of the NMRA, providing various activities for all model railroaders, such as home layout tours, prototype tours, and an annual Mini-Convention in March. A quarterly newsletter, the *Dixie Flyer*, is published, with model railroad news and the Division schedule of activities.

You do not have to be a member of the Mid-Eastern Region or of the NMRA to be a Division member, though most Dixie members are also NMRA/MER members. The Dixie Division has one of the largest concentrations of model railroading talent in the country, with no less than ten NMRA Master Model Railroaders in our area, and many more outstanding modelers as well.

The Division's territory is the National Capital area including: Northern Virginia from Prince William to Loudoun Counties, including Arlington, Fairfax, Fauquier, and Clarke counties, as well as the independent cities of the region; the District of Columbia; and Montgomery and Prince Georges counties in Maryland. Anyone interested in furthering the hobby may join the Dixie Division, regardless of their place of residence.

Please indicate status: ☐ **New membership** ☐ **Renewal of current or past membership**

Name: _____

Address: _____

_____ ZIP _____

Telephone: Home (____) _____ Work (____) _____

(Please provide Area Code because it is now required for all calls across state and district lines)

☐ Enclosed are 1993 Annual Division dues of \$2.00 (includes the quarterly *Dixie Flyer*)..... **\$2.00**

• Primary Scale/Gauge Interest (circle one):

Z N TT HO OO S O G

Do you have a Layout? (circle one) Yes No

Narrow Gauge? (circle one) Yes No

Module Interest? (circle one) Yes No

Traction Interest? (circle one) Yes No

• Secondary Scale/Gauge Interest (circle one):

Z N TT HO OO S O G

Do you have a Layout? (circle one) Yes No

Narrow Gauge? (circle one) Yes No

Module Interest? (circle one) Yes No

Traction Interest? (circle one) Yes No

NOTE

As a result of the recent MER election, if you wish to join MER, you must join or already be a member of the NMRA.

☐ My check includes MER Annual Dues of \$8.00 (includes the bimonthly *MER Local*).....

If you are a current Mid-Eastern Region member, please give your

MER Member Number: _____

☐ My check includes NMRA Annual dues of \$24.00 (includes the monthly *NMRA Bulletin*).....

If you are a current National Model Railroad Association member,

please give your NMRA Member Number: _____

☐ If you are an NMRA Special Interest Group (SIG) or railroad historical society member, please list your SIG or historical society memberships:

Total Enclosed.....

Please return the completed application, with a check payable to **Dixie Division**, to:
Dixie Division • P.O. Box 3204 • Manassas, VA 22110

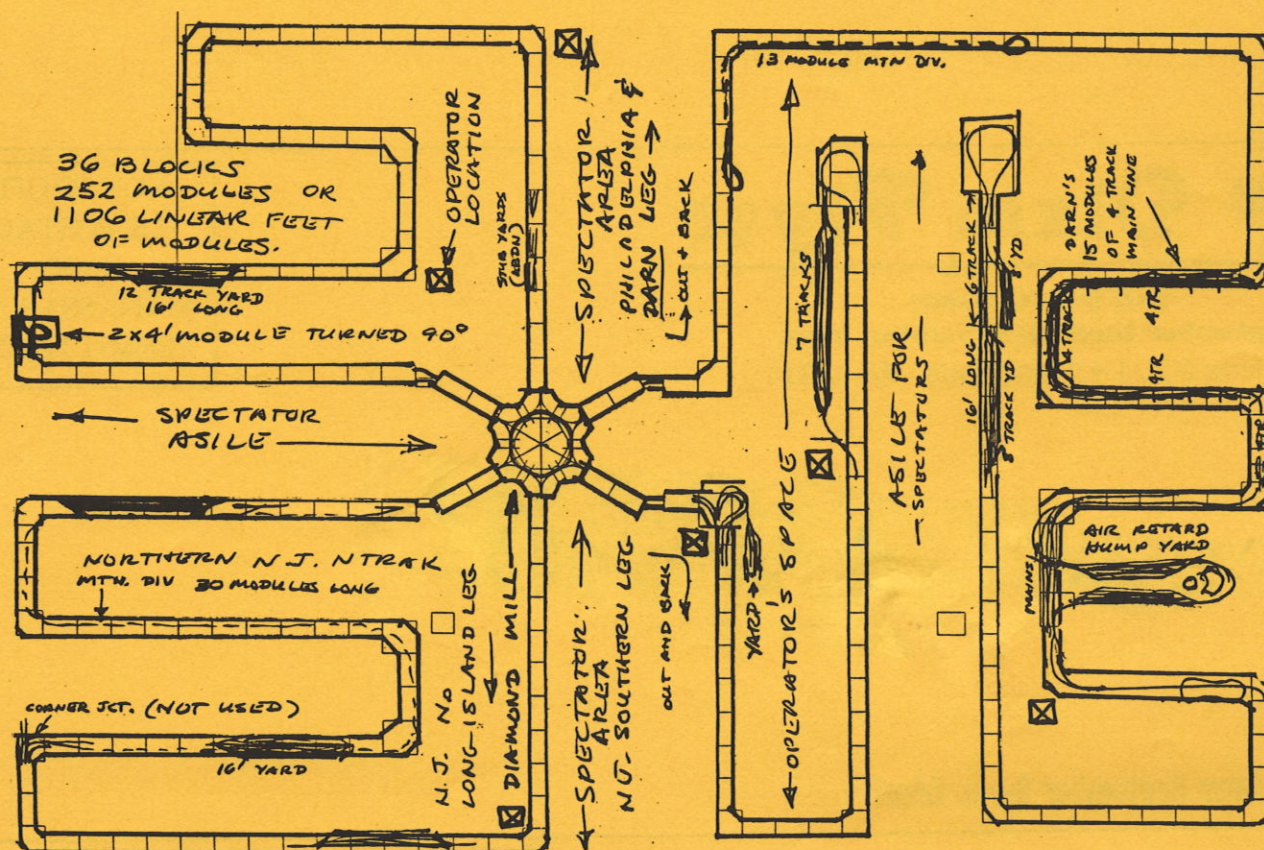


The Diamond Mill—Nexus of the World's Largest N-TRAK Layout

Valley Forge Express, Friday, August 6th, 1993, NMRA National Convention, King of Prussia, Pennsylvania

Three Northern Virginia N-TRAKkers (*l. to r.*), John Cook, Bryan Brendel, and Matt Schaefer, during their stint as operators of the Diamond Mill. Below is a sketch of the overall layout.

WORLD'S LARGEST N-SCALE / N-TRAK LAYOUT
1993 NATIONAL CONVENTION - VALLEY FORGE, PA



Main Events for this Fall!

Swap Meet in September

Page 1

Visit Howard Zane's Layout in October

Page 7

Rockville Lions Club Show in November

Page 8

The Dixie Flyer

Fall Quarter Issue

September through November, 1993

P.O. Box 3204 • Manassas, VA 22110

NON-PROFIT
U.S. POSTAGE
PAID
MANASSAS, VA
PERMIT NO. 234

Don't miss our September Swap Meet!