

The Dixie Flyer



The Quarterly Newsletter Of Division 2 ("Dixie"), Mid-Eastern Region,
National Model Railroad Association

What's Inside

Fall Events.....	1
Summer Recap.....	1
All Aboard the	
VRE.....	2
Thanks.....	4
Greetings.....	4
Database	
Problems.....	5
Fall MER	
Registration	
Form.....	10
Fall MER	
Convention	
Updated	
Program.....	11
Plea for Help.....	14

Fall Events

September Build-	
a-Layout Details...	7
October Fall MER	
Convention Up-	
dated Program.....	4
November Lions	
Club Meet.....	4
November Club	
Layout Tour	
Details.....	8

Departments

Staff Roster.....	2
Calendar.....	3
AP Notes.....	3
Business Car.....	5
Head End.....	5
Dixie Module	
Teams' News.....	6
Dixie Membership	
Application.....	15

This Fall in the Dixie Division

The Dixie Division has a very busy fall this year. We are hosting the Mid-Eastern Region at "Dixie Junction '92," the Fall MER Convention, October 16-18th, at the Hyatt Fair Lakes in Fairfax, Virginia. In November, we will again take part in the Rockville Lions Club's salute to National Railroad Month. In addition we will be hosted by the Chesapeake and Patuxent Model Railroad Club in Prince Frederick, Maryland. In September, though, we are hosting a first-time-ever event, a Model Railroad Build-a-Layout Day.

Coming as it does as our first event of the Fall, we are going to try a first: helping to build a model railroad. The model in question is housed in the caboose at the Fairfax County Fire & Rescue Department Academy, just off West Ox Road west of Fairfax. This is the same site as this Spring's Dixie Mini-Convention and October's exhibition hall for the Fall MER Convention, so the site will no doubt be familiar to many of you. On page 7, Clint Smoke explains the events of the day and what and who we need to come.

Regular readers of the Dixie Flyer will no doubt be aware of the up-coming Fall MER Convention. Additional details, along with an update of the events to be held, will be found in Bob Ocan's article on page 9. I direct your attention there.

The Rockville Lions Club first held an event in celebration of National Model Railroading Month last November. It was a resounding success. So much so, in fact, that they have decided to do it again this year. No only that, but they are going to run it for two days and bring in a lot of other aspects of model railroading. The Washington-Virginia-Maryland Garden Railway Society will be taking over a room to set up a small layout (by G-scale standards) complete with potted plants. Both the HO Module Team and Northern Virginia NTrak Club will be present in force. The HO Module Team will be joining

forces with the Traction modelers to present an very impressive layout. More details may be found in Ellsworth Geib's article on page 4.

November 21st sees the Dixie Division hosted by the Chesapeake & Patuxent Model Railroad Club in Prince Frederick, Maryland. Because this is rather further away than we usually travel, we are trying to arrange two or three home layout tours in the same area for the same day. A map showing the way to this layout and a description of it is found on page 8.

....

In Previous Episodes...

Last May we traveled out to Poolesville, Maryland, to see the very fine layout of Brian Sheron. Brian models the Long Island Railroad in HO scale. His layout contains a wealth of detail and finely crafted scenes, from urban yards and industries and to the more suburban and rural portions of Long Island. Particularly impressive were his maritime scenes, complete with boat houses, seaside industries, and wharves. The craftsmanship of the scenery has qualified Brian for the NMRA Achievement Program's Scenery Certificate, as well as a Golden Spike. All that we need from him now is the paperwork that shows he has joined the NMRA!

In June we went up to Dean Ebner's house in Laytonsville, Maryland, to see the combined efforts of Dean and his friend, Steve Sherrill. Their joint venture is the HOn3 Animas, Silverton, & Southern, a narrow gauge line. For those of you who missed it, the layout was featured in a two-part article in the December, 1989, and January, 1990, issues of Model Railroading magazine.

July was a bit of a disappointment. We had hoped to ride the Catoclin Mountain Line from Union Bridge, Maryland, to Blue Ridge Summit, Pennsylvania, but plans fell through. Maybe next summer.

The Dixie Flyer

*Is the Quarterly Newsletter of Division 2 ("Dixie")
of the Mid-Eastern Region
of the National Model Railroad Association, Inc.*

Editor: Peter K. Matthews

Publisher: Bruce Strickland

The Dixie Division territory includes: the District of Columbia; Montgomery and Prince Georges Counties. Maryland; Prince William, Arlington, Fairfax, Loudoun, Frederick, and Clarke Counties, Virginia, as well as the independent cities of the area.

***** Divison Staff Roster *****

Superintendent	Monroe Stewart 4908 Woodland Blvd. Oxon Hill, MD 20745 (301) 630-7565 (home)
Asst. Superintendent	Jeff Martello P.O. Box 1206 Bethesda, MD 20827 (301) 365-0925 (home) (301) 530-3176 (work)
Paymaster	Robert G. Minnis 3016 Dower House Dr. Herndon, VA 22071 (703) 391-0675 (home) (703) 264-2535 (work)
Director-at-Large	Clinton H. Smoke, Jr. 9928 Coffey Woods Road Burke, VA 22015 (703) 425-5077
Clerk <i>Nick Kalis 3431 Blair Rd Falls Church, 22041 (703) — —</i>	Dean Ebner 28720 Greenberry Drive Laytonsville, MD 20882 (301) 253-5729
Fall 1992 MER Convention Coordinator	Robert A. Ocain 4414 Cannes Lane Olney, MD 20832 (301) 774-5386 (home)
Achievement Program Representative	Bruce Strickland 10766 Tullamore Ct. Manassas, VA 22111 (703) 361-5620 (home) (703) 569-6800 (work)
NTrak Coordinator	Matt Schaefer (703) 978-2946 (home)
Editor, Dixie Flyer	Pete Matthews 4416 Longworthe Sq. Alexandria, VA 22309 (703) 360-2313 (home)

Upcoming Board meetings and locations:

Sep 16, Ebner; Oct 14, Stewart; Nov 14, Martello; Dec 16, Minnis; Jan 13, Matthews.

August will see us at J.D. Smith's house in Falls Church, Virginia. As is true with the third event of a quarter (such as Brian Sheron's last quarter), the Dixie Flyer goes to press before the event. So I will defer a detailed description of this layout until December.

Thanks, as always, to our hosts. Without them, and their modeling efforts, we wouldn't have a chance to get together so often. Their hospitality is a boon to the Dixie Division and we greatly appreciate them.

All Aboard the Virginia Railway Express

—Clinton H. Smoke, Jr.

Those wanting to take a train ride through the beautiful countryside of Northern Virginia on brand new equipment might want to check the offerings of the Virginia Railway Express (VRE). The only drawback might be the fact that while the trip is a very pleasant experience, it doesn't last very long.

The VRE is the new commuter line that offers service to Washington's Union Station from stations along two lines in Virginia. Those lines terminate in Manassas and Fredericksburg. Four trains operate each way on each line on normal work-days. The first trains of the day start as early as 5:30 A.M. and arrive at Washington's Union Station a little more than an hour later. The last trains leave Union Station at about 6:30 P.M.

Rider response has been quite favorable so far. In spite of an Amtrak strike on VRE's third day of business and the usual minor mechanical problems associated with a new operation, ridership has grown since the first day of service. In late July it

Have You Paid Your 1992 Dixie Dues

Please note that just because you have received a *Dixie Flyer* doesn't mean your membership is in good standing. The *Dixie Flyer* is mailed to all NMRA members in the National Capital area as an information service, especially for those new NMRA members, and as a service to the hobby in general. See the page 15 to find out how to join the Dixie Division, or to catch up on your dues (still just \$2!). If you are new to the NMRA and haven't yet joined the Dixie Division, join now and join the fun!

**Summer Recap,
continued**

All Aboard VRE

All Aboard VRE (continued)

Achievement Notes

Calendar

had reached nearly 2,000 passengers a day. It is expected to grow significantly in the fall as days shorten and weather worsens and may hit the system's current capacity of 4,500 daily passengers by the end of the year. Plans are already in progress to expand the operation with more stations and more equipment.

The present trains operate with one engine and four coaches in each train. In the morning the engine pushes the train to Washington and in the afternoon the train operates in the more normal configuration with engine pulling the coaches. The locomotives were originally built by EMD 25 years ago. Now repowered by 12-cylinder 2,300-hp engines and brilliantly painted in red, white, and blue, the rebuilt locomotives carry the designation RP-39-2C. Each also has a 6-cylinder Cummins diesel engine for head-end power. The coaches are 85-foot commuter coaches built by Mafersa of São Paulo, Brazil, and will seat up to 120 passengers.

Transportation experts say that when the VRE attains its current full capacity of 4,500 daily commuters, those riders will represent the traffic occupying an entire lane of interstate highway. Those who have already forsaken the highway for the train to get to work are aware of the fact that there is more to Virginia than interstate highways and seemingly endless lines of traffic. They find the train to be a remarkably comfortable and quiet alternative for getting to work. They can read the paper, sleep, or just watch the beautiful

scenery pass by through the huge windows. Although it is a short trip, it is really quite nice.


....

Achievement Notes

—Bruce Strickland

Do you have a favorite prototype scene? Do you have a couple photographs of this scene? If you are willing to replicate it, you can qualify for an Achievement Program's "Master Builder — Prototype Models" Certificate. Your model scene may be a diorama (nothing has to run, so there's nothing to wire!), a module (are you listening, Marty McGuirk?), or part of your home layout. The scene must contain six models, one each in at least four of the following categories: rolling stock, railroad structure, caboose or passenger car, and motive power. Two of the models must be scratchbuilt, but the others may be super-detailed kits. The scene may be any size. Supporting documentation should include plans or photographs to authenticate your work as well as a written description of the scene. Be sure to include color photographs and a written description of your construction techniques as well. When you are ready, call me and I will arrange for your prototype scene to be judged. Several of you Dixie members already have done the modeling, so all you need to do is gather your supporting paperwork and get in touch with me.

Now that I have gotten everybody work-



Local model railroad clubs may have their events listed here if space permits. Please send a schedule to Pete Matthews, Editor, Dixie Flyer. See page 2 for his address.

• • • Dixie Division Calendar • • •

(nn)—Details on page nn of this *Dixie Flyer*. ‡—Details in an upcoming *Dixie Flyer*.

Date	Event	Time	Location
Sept 12	NVMR Open House	1-5p	Vienna, VA
Sept 26	Dixie Layout Construction Day	9a-5p	Fairfax, VA (7)
Oct 16-18	MER Fall '92 Convention		Fair Lakes, VA (9-14)
Oct 17	NVMR Open House	1-5p	Vienna, VA
Nov 14	Rockville Lions Club Show	Sa, 10a-4p	Rockville, MD (4)
— Nov 15		Su, Noon-4p	
Nov 21	Dixie Club Layout Tour	Noon-5p	Prince Frederick, MD (8)
Dec 5	Dixie HO Module Team Set-up	Sa, 10a-4p	Fairfax Station (6)
— Dec 6		Su, Noon-4p	
Dec 19-20	Dixie HO Module Team Set-up	Noon-4p	Children's Museum, DC (6)‡
& Dec 26-27		all days	
August, 1993	NMRA National Convention		Valley Forge, PA

ing on their "Prototype Models" Certificate, let me note that Brian Sheron has earned a "Golden Spike" Award. Brian and Dean Ebner have been judged and have earned more than enough points for "Scenery" Certificates as soon as I can get all their documentation.

You can contact me at any Dixie event or at home if you have any questions about the Achievement Program or if you need any forms. My address and phone number appear in the Dixie Staff listing on page 2.

....

Thanks, Carl!

The Dixie Division Board of Directors wishes to extend special thanks to Carl Smith, proprietor of Model Retailer in Chantilly, Virginia, for contributing the door prizes offered at this summer's Dixie events. Please stop by Model Retailer and thank Carl in person, and while there check out his fine selection of models and supplies.

....

Greetings to Fauquier, Stafford, and Spotsylvania Railroaders!

Welcome to fellow NMRA members in Fauquier, Stafford, and Spotsylvania Counties. Although you do not regularly receive the Dixie Flyer, we are sending you this issue as an enticement to join the Dixie Division. For just \$2 a year, you can become a member of the Dixie Division and receive four issues of the Dixie Flyer which contains notices about our monthly events. We may be rather far afield for you all, but we welcome you to join us anyway.

....

Rockville Lions Club Benefit

Saturday, Nov. 14th, 10am-4pm,
and Sunday, Nov. 15th, 12noon-4pm
Rockville Senior Center

1150 Carnation Dr., Rockville, MD

Admission

\$3/adult, \$1/child, or \$6/family

—Ellsworth Geib

In celebration of National Model Railroad Month last year the Rockville Lions Club scheduled a one-day benefit show at the Rockville Senior Center. It was so well attended that the Lions plan another show this November and have extended it to two days on the weekend of November 14th and 15th. The Lions have again in-

vited the Dixie Division module teams as well as other members to participate in live demonstrations of model railroading. The extended schedule also includes modular set-ups by the Northern Virginia NTrak Club, the Dixie Division's HO Module Team along with the Traction (Trolley) module group, the Lionel module group, and an indoor G-scale garden layout sponsored by the Washington-Virginia-Maryland Garden Railway Society (replete with mulch and potted plants). There will be static displays of other scales also. The show will again feature Kalmbach, Keller, and other video and film showings along with NMRA Tape/Slide Clinics. The Loco-Doctor will make another appearance with support from the Lionel folks to help with that old tin-plate you might have lying around. Food will again be provided by the Lions for a nominal charge.

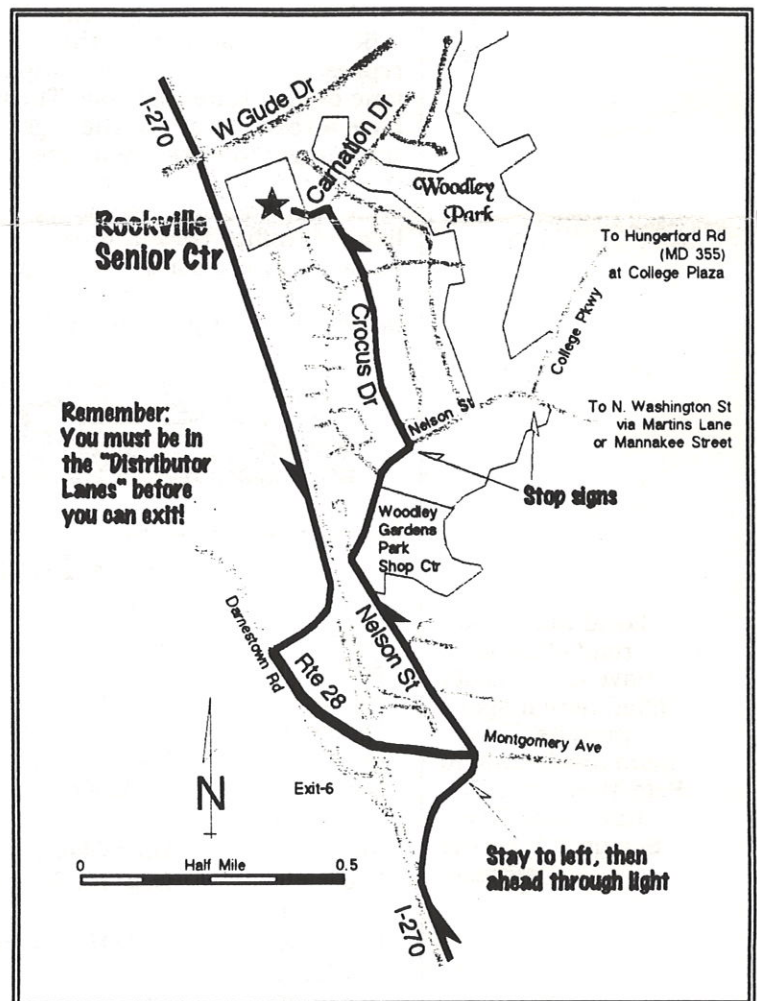
Additional information or questions may be directed to me, Ellsworth (Ell) Geib, at (301) 948-8316 (home) or (301) 227-1829 (work).

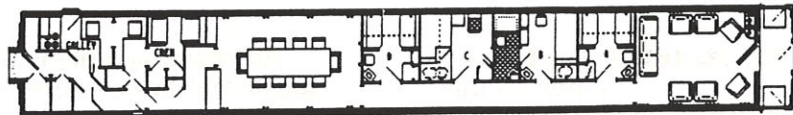
**AP Notes,
continued**

Thanks

Greetings

**November
Rockville Lions
Club Show**





Pullman's Ferdinand Magellan

Business Car
Comments from
the Dixie Division
Superintendent

Database Problems

In June the Dixie Division's database was scrambled. We have gone a long way to recovering it, but we were able to recover some names and addresses only partially. If someone you know thinks that they should be receiving the Dixie Flyer and are not, please have them contact Bruce Strickland at the number listed on page 2 in the Dixie Staff Roster.

The Head-End
Comments from
your Editor

NMRA Develops a Great New Property Insurance Policy!

Larry Smith, MMR, chairman of the Insurance Committee of the NMRA, reports that the committee in association with Frank B. Hall & Company has developed a group property insurance program for NMRA members to be offered by American Bankers Insurance Group.

The policy is a worldwide "All Risk" policy covering equipment, layouts, and memorabilia. Coverage includes: Scale model trains and toy tinplate trains; Accessories for scale model trains and toy tinplate trains, including layouts; Railroad books and videos; and Railroad memorabilia. This means that the policy will cover your layout, rolling stock, buildings, locomotives, books and videos, and any railroad-oriented collectables.

The minimum premium of \$80/year provides \$15,000 of unscheduled property. Additional unscheduled property will carry a 50¢ per \$100 of coverage annual rate. Minimum coverage is \$15,000 at \$80 per year. (If you covered \$20,000, it would cost \$80 plus \$25 extra for the additional \$5,000 coverage for a total of \$105 per year.)

Benefit Limits include: Blanket unscheduled coverage up to \$15,000; Maximum loss payment on any scheduled item will be up to \$2,000; All items valued in

excess of \$2,000 must scheduled (that is, itemized on a list); Automatic coverage for newly acquired property in the amount of \$5,000.

The member is not required to schedule (list) any of his or her equipment and will automatically be covered for \$15,000 for a total loss. However, if your layout is worth \$5,000 and is destroyed and you have not specifically listed it, the maximum you will receive for it is \$2,000. The policy will automatically cover any new purchase for 60 days for up to \$5,000. During that time, you must report the acquisition and pay a pro rata premium from the date of purchase. This portion of the policy will apply to high-value items you add to your layout.

Clubs with 100% NMRA membership have the same policy available to them. Clubs must submit the names of their members to the NMRA home office for verification and receive notification that they are a 100% club. The notification is then submitted with the insurance application. The insurance company may require inspection of the club facilities and underwrite the club premises.

The program offers NMRA members a method of protecting their property without the hassle of negotiating with each of their homeowner companies and is one more benefit of being an NMRA member.

Dixie Flyer to Offer Limited Advertising Space

The Board of Directors of the Dixie Division will offer a limited amount of space in future issues of the Dixie Flyer for advertising. As you readers may have noticed, the back page of the Flyer is already being used to advertise hobby shops. In addition, up to one full page of additional advertising will be offered in the form of a "Business Card" page. It is hoped that confining advertising to one page will both serve to concentrate the effort of our advertisers and minimally disrupt the layout and flow of the newsletter itself.

Style of Ads

On the Business Card page, an advertiser may reserve a space the size of an average business card, specifically 2"x3.5". Up to

eight such ads will fill the page, with availability based on the simple first-come-first-serve basis. Advertisements will be limited to those for model railroad-related services and buy/sell notices. Interested parties are invited to call or write the editor of the Dixie Flyer, Pete Matthews, at the phone number or address listed on page 2. He will give you the style information you will need to prepare an ad.

Rates

The rate structure is quite simple. A back page ad, running in the upper two thirds of the mailer page, will run \$25 per issue. A Business Card ad will run \$5 per issue, with a limit of two per advertiser. These rates are valid through the Spring (March-May), 1993, issue of the Dixie Flyer.

HO Module Team News

—Bob Minnis

Hope your summer was enjoyable. The NMRA National Convention in Columbus has passed. Labor Day, the Fall MER Convention, and National Model Railroad Month lie ahead. These three events serve as a transition into fall and winter indoor activities. Once inside, time in the basement train room just seems so natural.

I have spent some of my summer hours working on a new module—my excuse for staying out of the sun. I am expanding the industrial area of my other two modules with additional trackage and some scratchbuilt and kit-bashed structures. I use the modules to try new ideas and concepts. This module will appear at the "Dixie Junction" convention in October. I trust your summer activities have been as equally enjoyable and rewarding.

"Dixie Junction," the Fall MER Convention, is just a few short weeks away. Those of you planning to display a module should be well into the construction phase by now. If not, there is still time but you need to start immediately! Module specification sheets are available; just send me a request or simply call. My number is in the Dixie Staff list on page 2.

A glance at the Events calendar below shows a busy schedule for the remainder of 1992. Set-up of our "Dixie Junction '92," layout will be Friday evening, October 16th. Doors at the Fire Training Academy will open about 5 P.M. See page 9 for more details about the convention and a map. If you are planning to display a module (or two or three), please call me to confirm attendance. The HO and Traction module teams are planning a first-time joint surprise—plan on seeing it in person.

The second event this fall is the Rockville Lions Club's National Model Railroad Month Show. This is a repeat of last year's very successful show with more scales and types of model railroading represented. Set up for the show will be Friday evening, 6-9 P.M., Saturday at 8 A.M., and Sunday at 11 A.M. See details elsewhere in this Flyer.

December is a double-header. It leads off with an open house at Fairfax Station in Burke, Virginia, and ends up with our annual two-weekend show at the National Capital Children's Museum in Washington, D.C. Space for the Fairfax Station show is limited, so if you plan to bring a module, get your reservation in early. Watch for additional details on both events in the next Dixie Flyer.

As I have said many times before, if any of you have interest in modular railroading, please don't hesitate to call me. See you all at the "Dixie Junction '92" convention.

....

Northern Virginia NTrak

—Pete Matthews

Our NTrak Module Coordinator, Tom Reid, has left us for Singapore and a new job. Several of us went up to Dranesville last month to bid him farewell and share some pizza. We shall miss Tom and his tireless efforts to launch Northern Virginia NTrak.

Our Fall 1992 schedule mimics that of the HO Module Team. We will be setting up at the Fall MER "Dixie Junction" Convention, October 16-18th. Modules may be set up at the Fairfax County Fire & Rescue Training Academy on West Ox Road after 5 P.M., Friday, the 16th. If you are planning to display a module please call our new Module Coordinator, Matt Schaefer at (703) 978-2946 or (304) 523-4235 soon. We will show all day Saturday. See page 9 for more details about the convention and a map.

In November, or should I say National Model Railroad Month, we will join the HO Module Team again, along with several other module and model railroading groups at the Rockville Senior Center for the second annual Rockville Lions Club Benefit. This event was superb last year and promises to be great again. Set up for the show will be Friday evening, 6-9 P.M., Saturday at 8 A.M., and Sunday at 11 A.M. Again, call Matt Schaefer if you are planning to bring a module.

Future Module Team Events

Oct 16-18	MER Convention Fairfax, VA
Nov 14-15	Rockville Lions Club Show, Rockville, MD
Dec 5-6	Fairfax Station Show, Burke, VA
Dec 19-20 & 26-27	National Capital Children's Museum, Washington, DC

Dixie Module Team News

Module Team Calendar

Dixie Division Build-a-Layout Day

The Caboose at the Fairfax Co. Fire & Rescue Department Academy
West Ox Road, Fairfax, VA, November 26th, 9am-5pm

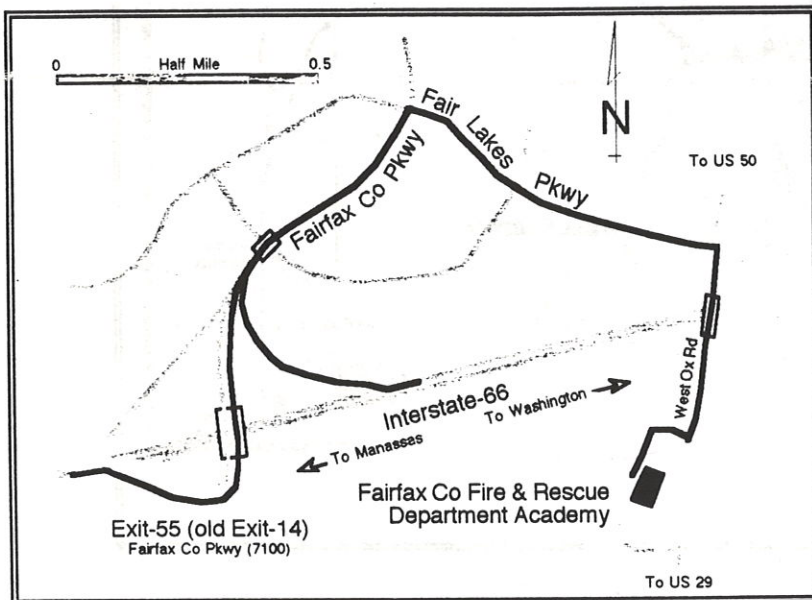
Fall Events

- **September's Build-a-Layout Day**
- **October 16-18 "Dixie Junction"**
—see page 9
- **November 14-15 Rockville Lions Club Benefit**
—see page 4

Build a layout? In a caboose? Yes, sir! That's what the Dixie Division is going to try to do for its September event, a Build-a-Layout Day. The goal is to help the Fairfax Fire & Rescue Department Academy complete a portion of its situation training layout to be housed in the caboose found on the grounds of the Academy. The portion to be worked on is a 30" x 20' HO "module" representing a section of interstate highway with a Metro-rail line running down the median strip, all alongside a single track rail line. Although not strictly modeled after it, the scenery will strongly resemble the Dunn Loring area of Interstate 66 and the nearby section of Norfolk Southern track. Scenery is strictly low, rolling Northern Virginia style hills and woodlands. Future expansion will include another 30" x 20' module representing something like the Newington tank farms and other industries typical of Fairfax County. The two modules will eventually be linked with bridging sections to permit continuous running of trains through them. (Just because the layout is built for training doesn't mean that it isn't for fun, too!)

Because the folks at the Academy have been so helpful to us this past year by hosting not only our Mini-Convention last spring but also providing an exhibition hall for our up-coming "Dixie Junction '92" convention, we would like to favor them with some service in return. Those of you with skills in laying roadbed and track (flexible and sectional) as well as scenery construction and detailing are welcome to attend. Coffee and doughnuts will begin the day at 9am sharp, with layout work starting at 10am. Because space is at a premium, attendance will be limited. Again, we are looking for people with some experience. Clint Smoke is coordinating this project, so if you wish to participate, please contact him at the (703) 425-5077 by September 25th.

You can reach the Academy via Exit-55 off Interstate 66, as shown, or from US 50 (Lee-Jackson Memorial Highway) or US 29 (Lee Highway).



Chesapeake & Patuxent Model RR Club

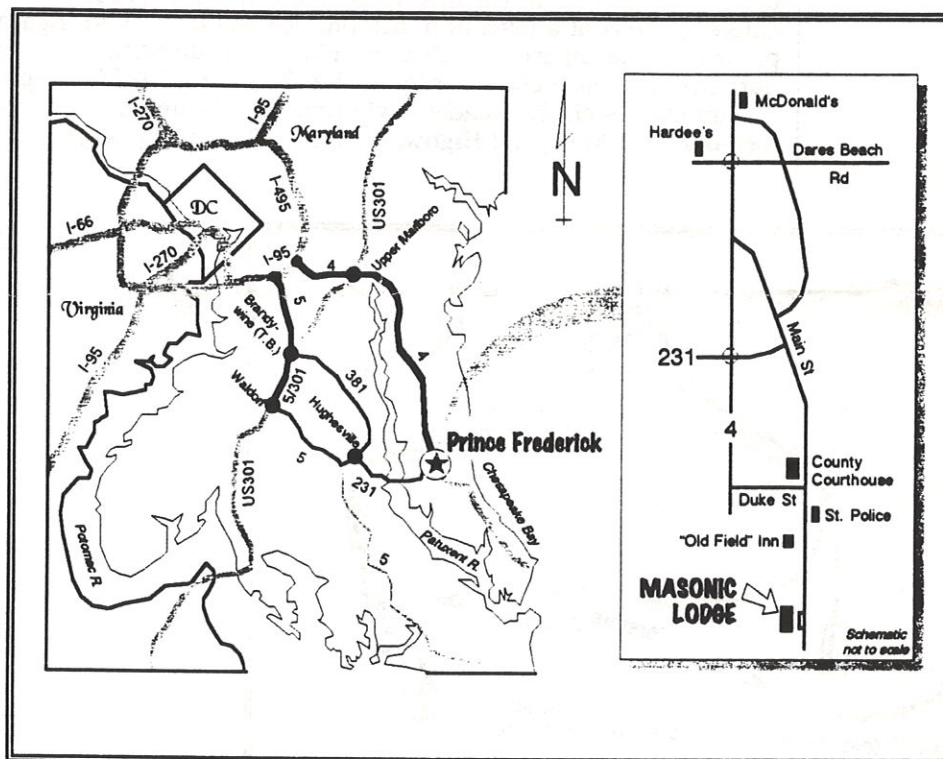
Masonic Lodge, Prince Frederick, Maryland
Sunday, November 21, Noon-5pm

The Chesapeake and Patuxent Model Railroad Club began in the late summer of 1989. A group of modelers from the tri-county area (Calvert, Charles, and St. Mary's counties) began meeting on a monthly basis at the Southern Maryland Electric Co-op Building in Prince Frederick, the county seat of Calvert County. It was decided to try to construct a permanent club layout. After a few false starts and various ideas, the local Masonic Lodge was approached with the idea of using the basement of their building for a layout. The Masons were highly receptive and kindly provided a portion of the basement to use. The first few months were spent cleaning, painting, and preparing the 30' x 50' room to house the layout. A layout design was agreed upon and the first benchwork was started in late April, 1990. One year later, the benchwork was complete and the entire mainline operational. Work continues on the various spurs and sidings, with the largest yard, locomotive facilities, and water terminal trackage ahead. Much has been accomplished in a short time and interest in the club continues to grow.

Because we so rarely travel this far south and to take advantage of being there, we are also attempting to line up two or three home layout tours in the Prince Frederick area to be open the same afternoon. Details about the layouts and how to get to them will be available at the C&P Club.

Fall Events, continued

• November's Club Layout Tour



"Dixie Junction '92"

Convention Update

Help! Non-Rail Clinicians Desperately Needed!

We desperately need non-rail clinics for spouses and others attending the convention as guests of us model railroaders. These clinics have traditionally been called the "Ladies Program," and have included craft demonstrations and hands-on classes in such topics and basket-making, quilting, jewelry and accessorizing, cooking, home decorating, and so forth. They have even included financial planning and aerobics. However, the program is not limited to such topics—in fact, we prefer the term "Non-Rail Program" to both emphasize their variety and to be more inclusive of our guests. If you feel that you can give a clinic on any subject you feel would appeal to our non-rail participants, please call Bob Ocain at (301) 774-5386 *right away!* We really need you. Pick a subject you know something about and would like to share, then *volunteer!*

Manassas Battlefield and VRE Tours Cancelled

We have cancelled two tours, one for underwhelming response and the other for overwhelming cost. The first, the Manassas National Battlefield Park tour, died the death of neglect. After nearly one hundred registrations had been received, no one had requested this tour. The second planned tour, the Virginia Railway Express, America's newest passenger railroad, was judged simply to be too expensive. Since VRE does not regularly run on weekends and such a trip involves cooperation of six railroad agencies, VRE wants \$4000 for the day. Well above any reasonable cost, the tour was cancelled.

Ivy City Amtrak Shop Tour Added

It turns out that while we were wrangling about the VRE trip, our friends at Amtrak's Ivy City shops have again offered themselves as a tour. This is a repeat of a well-received tour held by the Dixie Division in August, 1990. The tour will depart the hotel at 8:30am Saturday morning, travel to Ivy City, where we will be given a tour by Amtrak guides, and will then return to the hotel, hopefully by 12:30pm. At the shops you will see both locomotive and passenger service facilities. The locomotive service facilities include machine shops for servicing AEM7, F40PH, and GP40 engines as well as sanding racks and fuel stands. Passenger cars are also serviced here: they are cleaned and blown out, have their seats and toilets changed out, and their wheelsets lathed.

Because this trip may run over four hours, we are charging \$12. In addition, Amtrak requires safety equipment: hard hats, safety glasses, hard-soled shoes, and a signed waiver form (supplied on the bus). We can provide you with a hard hat for \$8 if you don't have one of your own. Hard-soled shoes means no athletic shoes.

If you wish to take this tour and have already registered, please use the registration form to reserve your space. Simply put your name, address, and *registration number* in a prominent location at the top of the page, mark the Ivy City Tour boxes for the number and fare of tickets and hardhats you want, and include a check for the new amount. If you wish to change from another tour to this one, mark which tour you wish to cancel. Note, though, that you *must* include a check for the difference in cost.

More Details on the Vulcan Tour

The Vulcan Materials Company's Manassas Quarry is a state-of-the-art rock crushing, materials processing, and rail shipping facility. The tour will start by going by bus down into the pit where a tour guide riding with us will give a geological description of what we are seeing. From the bus we will have a good view of Vulcan's within-the-quarry transportation system. Material is carried away from the working face by 65-ton trucks to conveyors that move it up to the processing plant. There it is crushed, washed, and graded (sorted) into one of twelve different piles.

When a shipment is ordered, the product mix is programmed into a computer that controls what sizes are drawn from the storage piles. Via shaker grates, the material is moved to conveyors that take it to the gravity-loading tower bins. Cars are pulled beneath the bins and the operator hits a switch and "Swoo-oo-oosh!" the car is loaded.


Upon leaving the pit, the buses will stop at the central control tower, where we will get off and split into two groups. One group at a time will go up the tower to watch from the operator's view point as cars are loaded. Meanwhile the other group will be issued hard hats and allowed to look over the "uniquely different" switchers used in this operation.

Buses leave hourly from 8:30am, 9:30am, and 10:30am for the two-hour round-trip excursion. The last bus should be back to the hotel by 12:30pm.

Registration forms for the Fall MER Convention and the Hyatt Fair Lakes follow on the reverse side of this page. If you wish to keep this page, simply copy the registration forms. In fact, make lots of copies, give 'em to your friends, your family, your business associates, anybody! Fill them out and send the Activities portion to us. Send the Hotel portion to the Hyatt or just call the Hyatt directly. Please note that we will **not** make hotel reservations for you.

Dixie Junction '92 • "Crossroads of the MER"

Fairfax, Virginia, October 16-18, 1992



Advance Registration: If your plans change before the convention, your money will be refunded **only** if a written request is received by October 7th, 1992.

Registrants will receive tickets and convention materials at the Registration Desk. Mail Registration to: **Dixie Junction '92 • c/o Paul Berger, Registrar • 3223 Nottage Lane • Falls Church, VA 22042.** For more information call: Bob Ocain, (301) 774-5386.

• • • • Please Print • • • •

Name		NMRA Membership No.	
Street			
City	ST	ZIP	Phone ()
Names of other family members attending			
Activities Registration		# Tickets	Fare each Amount
At-the-Door Convention Registration or Postmarked after September 1st, 1992 *			\$35.00*
Saturday Evening Awards Banquet			\$25.00
(Please specify number of tickets for each entree)			\$25.00
Sliced Brisket of Beef			
Grilled Chicken Breast			
Extra Fare Tours			
• Olde Towne Manassas Tour Bus — Saturday			\$10.00
Old Towne Walking Tour, Manassas Museum, Caboose, and NS Diesel			
• Vulcan Materials Co. Tour Bus — Saturday (bus required)			\$10.00
State-of-the-art rock-crushing & shipping plant served by rail			
• Amtrak's Ivy City Shops — Saturday (bus required)			\$12.00
If you wish to purchase hardhats, indicate number and amount here:			\$8.00
Amtrak requires participants to have hardhat, hard-soled shoes, and safety glasses. Amtrak also requests a signed waiver; waiver forms will be issued to you on the bus en route to Ivy City.			
• Friday Evening Layout Tour Bus (Schedule A) **			\$0/\$10**
• Saturday Afternoon Layout Tour Bus (Schedule B) **			\$0/\$10**
Non-NMRA Member Fee (May be applied towards NMRA Membership)			\$5.00
Make check payable to: <i>Dixie Division</i>		Total Enclosed	

* — A paid registration of \$35.00 covers all members of a family attending.

** — One Layout Tour Bus Ticket is free per paid registration; all additional tour bus tickets are \$10 each.

----- Detach the Hotel Registration form before mailing Activites Registration Form -----

Hotel Registration			
Hyatt Fair Lakes Hotel • 12777 Fair Lakes Circle • Fairfax, VA 22033 • (703) 818-1234			
For toll-free reservations, call 1-800-233-1234 and refer to the Group Name "Dixie Junction '92 MER-NMRA"			
Group Name: "Dixie Junction '92 MER-NMRA"			
Number of Rooms:		Choice of One King _____ or Two Double _____ Beds	
Rate: \$69.00 per night (flat rate for all rooms)		All rooms are mini-suites with a fold-out couch in the front room.	
Name		Sharing room with	
Address			
City	ST	ZIP	Phone ()
Arrival Date	Arrival Time	Departure Date	No. of Persons
Accepted Cards (check one): <input type="checkbox"/> American Express <input type="checkbox"/> Diners Club <input type="checkbox"/> Discover <input type="checkbox"/> MasterCard <input type="checkbox"/> Visa			
Card Number		Expiration Date	
Authorized Signature			


"Dixie Junction '92"

Convention Program

Map to the Hyatt Fair Lakes, the convention site, west of Fairfax, Virginia, off Interstate 66. The Fire Training Academy will host the modular layout displays.

Dixie Junction '92 • "Crossroads of the MER"

Friday, Saturday, and Sunday, October 16th, 17th & 18th, 1992



Location

Hyatt Fair Lakes Hotel, 12777 Fair Lakes Circle, Fairfax, Virginia 22033. Get off I-66 at Exit-55, Fairfax County Parkway, turn left onto Fair Lakes Parkway, then left again onto Fair Lakes Circle.

All rooms are mini-suites and come in a choice of one king-sized or two double beds. The front room has a desk with chair, a stuffed chair, a TV, and a couch that folds out into an additional double bed. To get our special convention rate of \$69 per night (normally \$112 to \$132 per night), be sure to mention "Dixie Junction '92 MER-NMRA" when you call in your reservation. Hyatt's telephone numbers are 703-818-1234 and 1-800-233-1234.

Friday, October 16th

The Registration & Information Desk will open Friday afternoon. MER Board meeting will begin at 3:00pm. MER model, photo, craft contest, and auction entries will be accepted between 3:00 and 10:00pm. Layout tours, one-hour live clinics, and railroad videos will all run from 7:00 until 10:30pm. An ESB (exhibit-shuttle-bus) will be running from the Hyatt to the exhibit hall until late evening.

Saturday, October 17th

Buffet breakfast is served at Hyatt's Houndstooth Grill. Registration & information will again be open. Tour buses will be departing for the morning tours between 8:30 and 10:00am.

MER model, photo and craft contest entries will be accepted between 7:30 and 9:00am, at which time the contest rooms will be closed for judging. Auction entries will be accepted between 8:30am and 4:00pm. One-hour live clinic programs will be offered from 8:30am until 12:00 noon. The railroad videos and the ESB will run from 8:30am until 6:00pm.

Lunch Saturday will be on your own. Suggestions include: Hyatt's luncheon buffet; or just a short walk past the Fairfax County Parkway underpass you'll find a small shopping plaza with pizza, Chinese food, and a dandy Italian restaurant/deli. The Mobil station sells doughnuts, too!

Tour buses for the afternoon tours will depart between 1:00 and 1:30pm. Auction entries may be viewed by lot number from 4:00pm until 6:00pm.

The Awards Banquet will begin at 7:00pm sharp. Display your dinner ticket in front of you on the table to receive your entrée choice. The Live Auction will begin immediately following the banquet as soon as dishes are cleared from the tables.

Sunday, October 18th

Buffet breakfast is served at Hyatt's Houndstooth Grill. Information Desk will again be open. One-hour live clinic programs and the MER's Annual Membership Business Meeting will run from 9:30am until 11:45am. Hotel check-out time is 12:00 noon.

Sunday "Goin' Home" self-guided layout tours will open from 10:00am to 12:30pm (check your program for specific opening time) and will remain open until 4:30pm.

Exhibition Hall

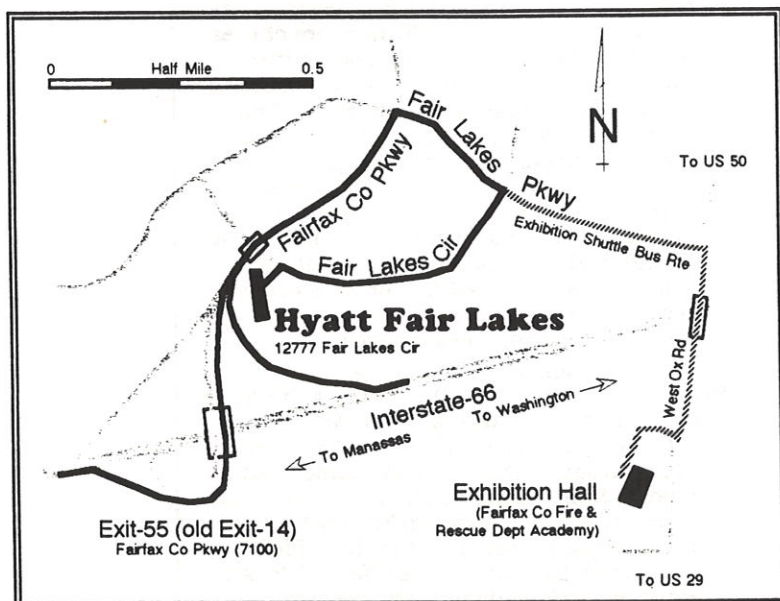
The Exhibition Hall will feature operating modular layouts in HO (including traction) and N as well as static displays of other scales. It may be reached by the Exhibition Shuttle Bus from 7:00 to 10:30pm Friday and 8:30am to 6:00 pm Saturday.

Layout Tours

Layout tours are reached via bus Friday evening and Saturday afternoon. You need a ticket to board the bus. One ticket is issued per paid registration. Additional tickets cost \$10.00 each. Friday & Saturday tours indicated with a star (★) are available Sunday as self-guided "Goin' Home" tours as well.

Friday Evening

- Brian J. Cudahy • HO scale "Hudson & Tidewater / Tidewater Electric" • An 1.5' x 31' L-shaped shelf layout built in a loft, it is fully scenicked and features point-to-point operation using electric locomotives running off overhead and third rail power with a manually operated signal system. The period modeled is July 12, 1954(!).★
- Dick Kilday and Alex Austin • On3 scale "Matardia & Totodia Railroad" with some On3 modules • Dick's 13' x 20' railroad reflects the Florence & Cripple Creek Railroad



to its north. The M&T interchanges with the F&CC at Florence, Colorado, running south from that point through Fremont and Custer Counties. The towns of Matardia and Todía aren't seen on the railroad as they're only destinations north and south from the town of Catherine. This is a small mining town with engine service facilities, gold ore loading, a mine complex, oil loading and through passenger service to Florence, Pueblo, Colorado Springs, and Denver. Under construction, the double-looped layout has about half its track hidden and uses a "solid construction spline roadbed" technique. There's about 65' of track built, some operational.

Alex Austin will be displaying three of his On3 modules here as well. ★

- Paul Locher III, MMR • HO scale "NOFOLKS & WESTRAIN" • Pronounced "No folks and We strain," is a N&W-based 15' x 55' model of hill country 1940's railroading with lots of steam and diesel. Layout includes a 600' mainline with motorized draw bridge section across door, large industrial and urban scenes. Controls feature a remote radio-controlled PFM throttle & sound system.★
- William J. O'Neill • HO scale "Shawnee Valley Railroad" • Models a connecting road located in northeastern Pennsylvania. Railroad interchanges with D&H, Pennsy, C of NJ, LV, and Haven Point. Period modeled is September, 1957, operating with steam and diesel. Code 70 track controlled with a Keller Engineering Onboard Control System.★
- Northern Virginia Model Railroaders • HO scale "Western North Carolina Railroad / Southern Railway / Clinchfield" • Multi-level club layout features dual DC and CTC-16 power systems and infrared remote throttles. A variety of member-owned power, logging operations, grades, vertical scenery, and the operating "Blue Ridge Traction Power & Light" trolley system. The layout is in the freight room of the old W&OD Vienna station. [Note: This layout will also be open Saturday afternoon for the NVMR's normal monthly open-house. You are welcome to go on a self-guided basis if you want to then, too.]
- John A. Peterson • On2 scale "Sandy River & Rangeley Lakes Railroad" • Mostly a scratch-built model of the prototype from it's standard gauge interchange with Maine Central RR at Farmington, Maine, to Bigelow via Strong, Kingfield, and Carrabasset. All structures on the railroad are either scratchbuilt or kit-bashed to match actual structures once found on the prototype. Uses either Dynatrol or PFM Sound throttles over hand-laid track.★
- Ed Rappe • O scale "Pennsylvania Railroad" • A 1200 square-foot representation of the PRR during the early 1950's in central Pennsylvania. The layout features helper districts, Altoona, and a triple-track Horse-shoe Curve. 450' of hand-laid track form a point-to-point railroad with a loop and stag-

ing yard at each end. Operators use push-button remote control DC throttles in either a walkaround or hand-off control mode. Part of the railroad is stacked above lower scenes causing a vertical climb from 40" to 76" above the floor. ★

- Jack Streeper • HO scale "Cuyahoga Valley" • A small, western-flavored shortline set in the 1930's and 40's; a beautifully crafted 13' x 19' around-the-wall layout featuring a branchline with switchback operating a suite of geared locomotives over code 70 rail. The layout depicts mine-to-ore-dock operation; however, Jack says the ore dock isn't built yet, so it's really a mine-to-"industry" layout.

Saturday Afternoon

- Pliny Holt, MMR • N scale "Southern Pacific Lines-Oakland Division" • Around the wall 17'-square layout featuring the Oakland Mole ferry terminal on a center island with access in both directions to the rest of the layout. The route reaches from the Mole to Donner Pass including Stockton and Niles Canyon and features a staging yard, a freight yard near the Oakland Mole, and automatic progressive cab control with some 60 scratch-built, working signals. An automatic turntable serves the roundhouse which has operating doors. The stall doors open up when the turntable aligns with the stall track. ★
- William McMillan • HO scale "Ma & Pa" • Layout features 1930's era railroading in a 16' x 26' room. Basically an around-the-wall point-to-point operation with a center peninsula. Bill can run continuously by inserting a piece of track across the door. The visible mainline of about 100' represents Baltimore, Md, to Delta, Pa. There is a Fyffe sound system.★
- Larry Nyce, MMR • Sn3 scale "Rio Grande Southern" • This well scenicked layout depicts the prototype arrangement of Dolores, Colorado, including track and several structures. The layout's Argo Tunnel ore chutes are also based on the prototype. Future plans include the coaling dock and station at Vance Junction. "Homo-bed" roadbed over open-grid framework, hydrocal and plaster rock castings on a fiberglass-over-screen-wire base, and the use of ground foam and natural materials scenic base are all features of this layout. Rail is both code 70 flex and hand-laid with scratchbuilt bridges based on D&RGW or RGS prototypes. Operation uses PFM Mini-Sound System in the seven(+) locomotives.

Sunday "Goin' Home"

Self-guided, open after 10:00am til 4:00pm, including all layouts starred (★) above.

- William E. Burdick • HO scale "Pennsylvania Railroad" • This 16' x 27' home layout models Emporium Junction, Pennsylvania, in 1951. It has Emporium Yard with three track loops representing the three PRR lines going from Emporium to Buffalo, Erie, and Harrisburg/Philadelphia. No scenery, but

Convention Program

August Update (continued)

Convention Program

August Update (continued)

- trackwork is complete. William's an excellent builder of PRR steam locomotives with a collection of about 30 well-done "runners." Benchwork is heavy lumber with no legs. All visible track and switches are hand-laid including crossings and slip switches. William is experimenting with a mixture of acrylic latex, sand, and dirt to replace normal plaster. ★
- Nick Kalis • HO scale "Long Island RR Sunnyside Yard" • This model is a double-deck layout (with helix) of what once was the world's largest passenger yard including a car-float docking facility found at the end of the prototype yard. Layout is progressing but still under construction.★
 - Peter K. Matthews • N scale "Great Northern Cascade Railway" • A 12' x 14' home layout freelanced after the Great Northern Railway's Wenatchee-Oroville (Washington) branch. Set in early 1973, the layout features multiple cab operation with two walk-around throttles, one a SoundTraxx sound and IR remote unit. ★
 - William R. Roman • N scale "San Isabel Valley Railroad" • Moderately sized, operation-oriented pike set in the mid-1950's. Mostly diesel, with a few steam locomotives are still on the roster. Operation uses a freight car card-routing system over about 170 feet (including sidings) of loop-to-loop railroad. A unique feature is removable interchange yard sections. About 50% scenicked. ★
 - Alan Sinclair • Gn3 scale "Defiance & Beyond Railroad" • This outdoor layout is a 20'x20' "L"-shaped folded loop-to-loop. Defiance is located in one loop and Beyond in the other. Locomotives are battery-powered and radio-controlled. ★
 - James J. Stapleton • 1.5" to the foot "Incredibly Expensive & Western Railroad" • This 13-acre outdoor railroad began construction just this summer. All rail is laid to run on, but there's lots of future expansion planned, too! Jim likes steam power, Colorado style, but what operates during the construction phase kinda looks like an EMD SD35 "growler." The railroad really doesn't have a name yet. Jim's friends and helpers have dubbed it the IE&W, but Jim hopes it doesn't stick! He even talked about having a railroad naming contest so take the tour and give him a name suggestion. ★
 - Monroe Stewart • N scale "Hooch Junction Railroad" • A 20' x 40' multi-peninsula, along-the-wall continuous-running, operation-oriented home(!) layout depicting a variety of scenes from big city, with passenger terminal, freight yard, locomotive facilities, and wharves, to mountain coal mining complexes. Steam and diesel power have a definite Chessie flavor. Scenery is definitely Virginia and West Virginia with a touch of Pennsylvania (Horseshoe Curve).★
- ### One-Hour Live Clinics
- Presented Friday evening, Saturday morning, and Sunday morning.
- Each clinic is listed below with its title, presenter, tentative time, and a brief description of the clinic's content.
- Clinic 1 • "Trolley Overhead Wire Construction" • David L. Cooper • Friday 7:00-8:00pm: Demonstration of trolley overhead contact wire hanging techniques.
 - Clinic 2 • "Special Wiring Techniques for Layout Detection, Signaling & Control" • David L. Cooper • Friday 8:15-9:15pm: Useful wiring method for operating detection & signal systems.
 - Clinic 3 • "Layouts Without Space" • Paul J. Dolkos • Friday 8:15-9:15pm and Saturday 10:30-11:30am: A presentation of the English-style "Fiddle Yard": an off-layout storage, car changing, and "shuffling" approach to car and train staging.
 - Clinic 4 • "Past & Present of the Washington Metro Rail System" • Jason Gregory • Friday 9:30-10:30pm and Saturday 10:30-11:30am: Jason has literally made a study project of the Washington Metro Rail system. He'll share this history and information with us.
 - Clinic 5 • "Layout Design Concept & Solution" • Douglas B. Gurin • Friday 9:30-10:30pm and Sunday 9:15-10:15 am: Lecture presentation on figuring out and setting a design concept and then going through the procedure needed to implement that concept to create a plausible model railroad.
 - Clinic 6 "Tups!" (Turpentine Plants of Old) • G. William Hammer, MMR • Friday 8:15-9:15pm and Saturday 10:30-11:30am: This slide presentation presents the old "Turpentine Mines" that used to provide many a load along the railroads. Most of these old plants are long gone.
 - Clinic 7 "Trees: Natural Weed Deciduous & Improved Jack Work Style Pines" • Dick Kilday • Saturday 8:00-9:00am and Saturday 1:00-2:00pm: A demonstration of tree making using several locally available weeds. Dick also builds Jack Work style pine trees and wants to show you how.
 - Clinic 8 "Cranes & Hoisting Machinery" • Stanley R. Knotts, Jr. • Saturday 8:00-9:00am: A side presentation covering a broad variety of cranes and hoisting machinery.
 - Clinic 9 "Model Weathering Techniques for Wood & Metal" • Paul Locher III, MMR • Saturday 9:15-10:15am and Saturday 1:00-2:00pm: Paul uses slides and sample models to demonstrate his weathering techniques from etching to painting.
 - Clinic 10 "Railroad Photography" • William A. McMillan • Friday 7:00-8:00pm and Friday 8:15-9:15pm: A slide presentation and talk about subject photography and some of the stuff us rail fans and model railroaders have to do to get those nice pictures. Composition; lighting; depth-of-field; close-up

- hardware; lighting; camera equipment; etc.
- Clinic 11 "Stripping & Superdetailing Plastic Freight Cars" • Ken Montero • Saturday 8:00-9:00am and Sunday 8:00-9:00am: Removing unwanted cast-on detail and ladders from plastic kit railroad cars and then replacing them with separate super-detail components.
 - Clinic 12 "Leather Dyes for Wood Stain & Weathering" • Larry Nyce, MMR • Friday 7:00-8:00pm: Creative use of leather dyes to enhance model appearance in wood cars & structures.
 - Clinic 13 "Scenery, The Finishing Touch" • Larry Nyce, MMR • Friday 9:30-10:30pm: Scenery finishing techniques from water, rocks, trees and coloring to ground cover.
 - Clinic 14 "Basic Diode Constant Lighting Techniques" • Robert A. Ocain • Sunday 8:00-9:00am: Beginning basics to understand diode constant lighting techniques in cars and locos. Here's a description of the basic component parts, how they're put together, and what they do.
 - Clinic 15 "Kickapoo Valley & Northern...Features of an Early Short-Line Railroad" • Robert A. Ocain • Sunday 9:15-10:15am: A short line western Wisconsin railroad from 1893 to 1933: Bob presents research on the history, construction, route, structures, and equipment used on this line. Presented are "Stories & Recollections," right-of-way, route, plot, and station maps for most of the railroad, and a list of features shown on maps.
 - Clinic 16 "Simple Home-Built Switch Machines" • William J. O'Neill • Saturday 10:30-11:30am and Saturday 1:00-2:00pm: Slides and how-to demonstration on building inexpensive and simple home-made switch machines.
 - Clinic 17 "Flora for Outdoor Miniature Railroads" • Jim Strong • Saturday 9:15-10:15am and (tentatively) Sunday 10:30-11:30am: Jim knows well how to use miniature plants & trees on his own G scale garden railroad. He presents tips on using mosses and other plants suitable for outdoor/garden railroads.
 - Clinic 18 "Routes & Features of the Washington Trolley System" • Saturday 8:00-9:00am.
 - Clinic 19 "Cars & Equipment of the Washington Trolley System" • Saturday 9:15-10:15am.
 - Clinic 20 "Around Town—Getting to the Sites on the National Capital Mall" • Pete and Terri Matthews • Friday 7:00-8:00pm: Pete Matthews is a docent at the Smithsonian's National Museum of Natural History and he and his wife, Terri, have played host to hundreds of visitors over the past five years. If you plan to visit the Smithsonian Museums and the other sites along The Mall such as the Capitol or Vietnam Veterans Memorial while your rail-oriented spouse or parent is otherwise engaged on Saturday, you really should attend this clinic. The Matthews will discuss how to get

to and around the Mall, what is going on at the museums, which memorials are easy to schedule in an afternoon, and where to get the best lunch.

- Clinic 21 "Non-Rail Clinic" (yet to be determined) • Saturday 8:00-9:00am.
- Clinic 22 "Non-Rail Clinic" (yet to be determined) • Saturday 1:00-2:00pm.

Prototype and Non-Rail Tours

Via bus during the day Saturday.

- **New Tour:** Amtrak Ivy City Shops Tour (Bus Ticket \$12) • 8:30am: Bus Tour of Amtrak's Ivy City facility where AEM7, F40PH, and GP40 locomotives are serviced. Passenger cars are serviced, cleaned, blown out, seats and toilets changed out, and wheelsets lathed here, too. Outside engine facility includes sanding racks and fuel stands. Bus returns by 12:30pm. Limit: 92 persons.

• If you wish to take this tour but have already registered, please use the registration form to reserve your space. Simply put your name, address, and registration number in a prominent location at the top of the page, mark the Ivy City Tour boxes for the number and cost of tickets you want, and include a check for the new amount. If you wish to change from another tour to this one, mark which tour you wish to cancel. Note, though, that you must pay the difference in cost.

• **NOTE:** Amtrak requires hard hats, safety glasses, hard-soled shoes (no athletic shoes), and a signed waiver form (supplied on the bus). Bring your own hard hat or the host Dixie Division can supply adjustable hard hats for \$8 each.

- Vulcan Materials Company • Tour of a state-of-the-art rock-crushing, materials-processing, and rail-shipping facility. Includes a geological and transportation oriented tour of the pit via tour buses. Back on top, you will get to see Vulcan's car-loading and its "uniquely different" SW switcher in operation.
- Olde Towne Manassas Walking Tour • Bus to a self-guided walking tour of the historic district, Manassas Museum, vintage buildings, and several shops and restaurants in and around the historic district. The City of Manassas has agreed to have their renovated Southern bay-window caboose on display. Also Norfolk Southern will have a new diesel open with someone there to answer questions and show it off.

Note: The Manassas Battlefield Tour and VRE Rail Trip have been cancelled, the former because of underwhelming response and the latter because of overwhelming cost.

Convention Program

August Update (continued)

Help!

We need clinics for our non-rail participants and we need them **now!** Anyone wishing to give a Non-Rail Clinic is wholeheartedly requested to call Bob Ocain at (301) 774-5386 right away. The topic is largely open to you, but keep in mind that your audience will be people related to model railroaders, but not necessarily interested in railroad topics.

NOTE:

All information presented here is tentative. Please be sure to check your convention booklet upon arrival and note any changes posted at the Registration tables immediately upon arrival and at the beginning of each day.

Dixie Division

Mid-Eastern Region, National Model Railroad Association, Inc.

Membership Application

The Dixie Division is the National Capital area unit of the Mid-Eastern Region of the NMRA, providing various activities for all model railroaders, such as home layout tours, prototype tours, and an annual Mini-Convention in March. A quarterly newsletter, the Dixie Flyer, is published, with model railroad news and the Division schedule of activities.

You do not have to be a member of the Mid-Eastern Region or of the NMRA to be a Division member, though most Dixie members are also NMRA/MER members. The Dixie Division has one of the largest concentrations of model railroading talent in the country, with no less than ten NMRA Master Model Railroaders in our area, and many more outstanding modelers as well.

The Division's territory is Northern Virginia, from Prince William to Loudoun Counties, including Arlington, Fairfax, Fauquier, and Clarke counties, as well as the independent cities of the region. Also included are the District of Columbia, and Montgomery and Prince Georges counties in Maryland. Anyone interested in furthering the hobby may join the Dixie Division, regardless of their place of residence.

Please indicate status: ☐ **New membership** ☐ **Renewal of current or past membership**

Name: _____

Address: _____

_____ ZIP _____

Telephone Home: (____) _____ Work: (____) _____
(Please provide Area Code because it is now required for all calls across state and district lines)

☐ Enclosed are 1992 Annual Division dues of \$2.00 (includes the quarterly *Dixie Flyer*)

\$2.00

Primary Scale/Gauge Interest (circle one):

Z N TT HO OO S O G

Do you have a Layout? (circle one) Yes No

Narrow Gauge (circle one)? Yes No

Module Interest (circle one)? Yes No

Traction Interest (circle one)? Yes No

Secondary Scale/Gauge Interest (circle one):

Z N TT HO OO S O G

Narrow Gauge (circle one)? Yes No

Module Interest (circle one)? Yes No

Traction Interest (circle one)? Yes No

☐ My check includes NMRA Annual dues of \$24.00 (includes the monthly *NMRA Bulletin*)

• Are you an National Model Railroad Association Member (circle one)? Yes or No

If Yes, please give NMRA Member Number: _____

☐ My check includes MER Annual Dues of \$6.00 (includes the bimonthly *MER Local*)

• Are you a Mid-Eastern Region Member (circle one)? Yes or No

If Yes, please give MER Member Number: _____

• Are you an NMRA Special Interest Group (SIG) or railroad historical society member?

If so, please list your SIG or historical society memberships:

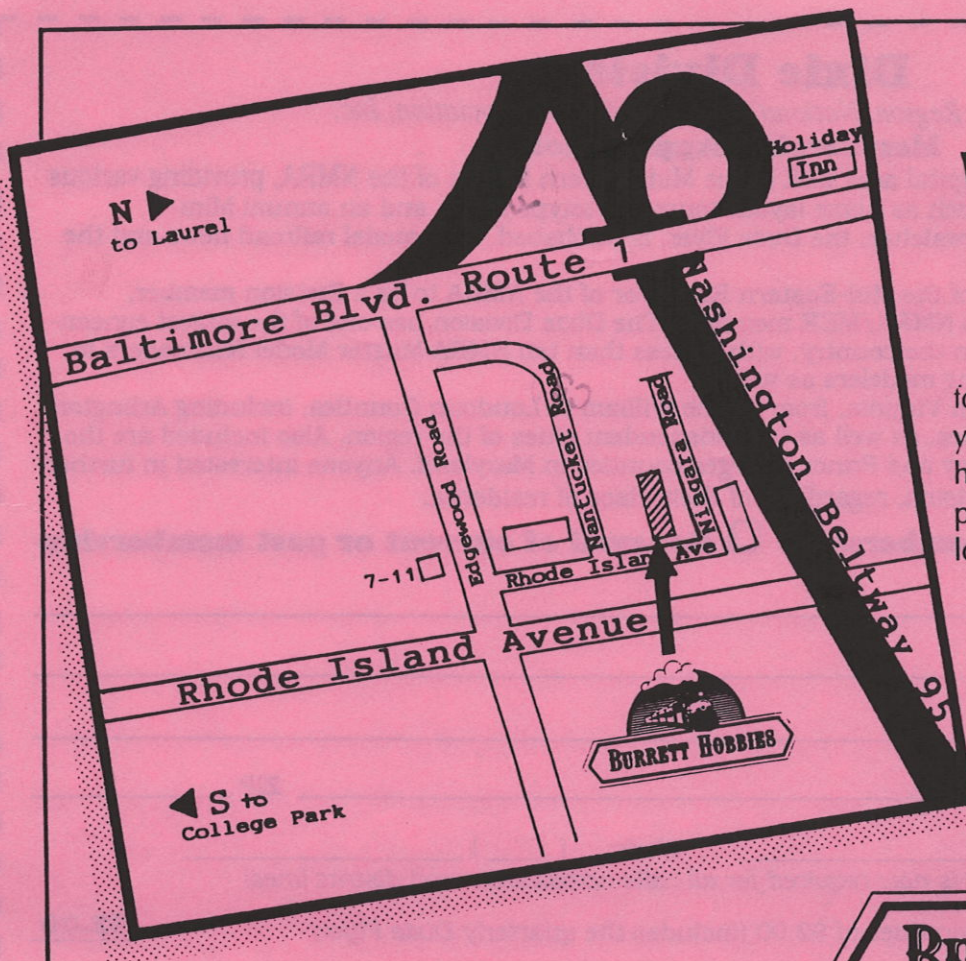
Total Enclosed



Please return the completed application, with a check payable to **Dixie Division**, to:

Dixie Division • P.O. Box 3204 • Manassas, VA 22110

The Division will forward National and Regional dues.



WASHINGTON'S CHOICE...

for model trains! A real hobby shop where you can actually see it before you buy it! We have hobby shop service at train show prices. Please, stop on by our new, bigger location!



BURRETT HOBBIES

301-982-5032

Exit 25 B off Washington Beltway in College Park

9920 Rhode Island Avenue
College Park, Maryland

The Dixie Flyer

Is the Quarterly Newsletter of
Division 2 ("Dixie") — Mid-Eastern Region
National Model Railroad Association, Inc.

Fall Quarter Issue
September to November, 1992

P.O. Box 3204
Manassas, VA 22110

NON-PROFIT
U.S. POSTAGE
PAID
MANASSAS, VA
PERMIT NO. 234

Last "Dixie Junction '92" Update
before the convention itself!