

The Potomac Flyer



February-April 2007 The Quarterly Newsletter of Division 2 ("Potomac"), Mid-Eastern Region, National Model Railroad Association, Inc. Spring Quarter

Look Inside: Minicon Schedule .1

Events:

February 25

Layout Tour Insert

April 29

Layout Tour Insert

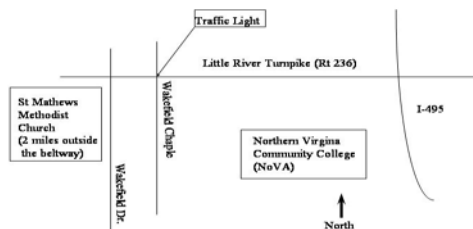
DEPTS:

Business Car.....	2
AP News.....	2
NVTRAK.....	4
Potomac HO Crew	
Module Notes.....	7
Membership Form	9
Business Cards...	10
Bulletin Board ...	11
Calendar	Back

Does the Clerk have your e-mail address? If you are not receiving reminders then probably not. Send it to potomac_nmra@comcast.net now!

Spring Mincon

The Spring Minicon is scheduled for 24 March 2007 at St Mathews Methodist Church, 8617 Little River Turnpike,



Annandale VA. Registration will begin at 08:30 am. The registration fee will be \$10.00. During the morning, coffee and pastries will be available. Lunch of pizza and soda will be available for those who sign up at registration for \$6.00. This will include three slices and a can of soda. Additional soda will also available during the convention.

Clinic Descriptions

1. *Background Building Using Your Computer & the Internet* - Marshall Abrams

We will cover commercial backdrops, backdrop painting ideas especially clouds, getting and using pictures from the internet, manipulating pictures, sharpness, resolution & printing, how to touch-up pictures, and perspective. We will see how to mock up the scene, paste buildings to backdrop, and use standoff spacers for 3D appearance. Two worked examples will be presented a downtown urban scene and a light industry. Reference material includes lots of pointers to web resources, a list of top free or shareware photo editors, and a book list. Computer



briefing with many examples; briefing handout provided.

2. *Ceiling Tile Rocks* - Mark Andersen

A Power Point presentation on geologic forms and trap rock, a moment of discovery. Why are ceiling tiles used? When should they be used? How are the tiles to be used? How do I get started? Thoughts, tips, and ideas along the way. Give credit where credit is due. An hour presentation discussing creating rock formations using ceiling tiles and the medium for construction. A handout will be available.

3. *Getting your MRR Authors Achievement* - Martin Brechbiel

So, you're contemplating working towards getting your Author Certificate *Clinics* in the NMRA Achievement Program with the end result going straight to quaking in fear with memories of those endless term that is also a creative experience that encompasses giving clinics, videotape, web pages, or the traditional article format at a variety of levels. We'll go through all of the requirements & rules, discuss the "nuts & bolts" of how to do it, as well as go through *Continued on page 3*



The Potomac Division

Division 2 ("Potomac"), Mid-Eastern Region, National Model Railroad Association, Inc.

The Potomac Division includes: The District of Columbia; Calvert, Charles, Montgomery, Prince George's, and St. Mary's Counties in

Maryland; Arlington, Fairfax, Fauquier, Loudoun, Prince William, and Rappahannock Counties in Virginia, as well as all area independent cities.

The Division Crew

Superintendent	John Drye (703) 922-8131 (jdrye52@aol.com) 6056 Estates Drive Alexandria, VA 22311
Senior Asst. Supt.	John Griffith (703) 339-3738 (jsgassoc@aol.com)
Asst. Supt.	Marshall Abrams (301) 588-1005 (potomac_nmra@comcast.net)
Paymaster	Mark Andersen (703)625-1272 (mvandersen@cox.net)
Clerk	Bill Demas (301)460-0741 (wsdemas@comcast.net)
Achievement Prgrm Rep.	Ed Price (703) 670-2015 (ewprice@comcast.net) Bill Roman (301)-645-2035 (wroman@starpower.net)
HO Module Crew	Mark Andersen (703) 425-8997 (mvandersen@cox.net)
Northern Virginia NTRAK	Steve Jackson (sjackson@nvtrak.org)
Layout Tour Coordinator	Tom Brodrick (301) 253-0558 (t.brodbrod@comcast.net)
Database Administrator	Marshall Abrams (301) 588-1005 (potomac_nmra@comcast.net)

The Potomac Flyer

Potomac Division's quarterly newsletter © 2000											
Editor	John Griffith 6765 Blanche Drive Lorton, VA 22079-1320 (703)-339-3738 (jsgassoc@aol.com)										
Submission Deadlines	<table><tr><td>Spring Issue</td><td>January 1</td></tr><tr><td>Summer Issue</td><td>April 1</td></tr><tr><td>Fall Issue</td><td>July 1</td></tr><tr><td>Winter Issue o</td><td>October 1</td></tr></table>	Spring Issue	January 1	Summer Issue	April 1	Fall Issue	July 1	Winter Issue o	October 1		
Spring Issue	January 1										
Summer Issue	April 1										
Fall Issue	July 1										
Winter Issue o	October 1										
Advertising rates:	<table><tr><td>1/8 page business card</td><td>\$30 per year</td></tr><tr><td>¼ page</td><td>\$15/issue</td></tr><tr><td>½ page</td><td>\$25/issue</td></tr><tr><td>full page</td><td>\$45/issue</td></tr><tr><td>Back cover, half page</td><td>\$45/issue</td></tr></table>	1/8 page business card	\$30 per year	¼ page	\$15/issue	½ page	\$25/issue	full page	\$45/issue	Back cover, half page	\$45/issue
1/8 page business card	\$30 per year										
¼ page	\$15/issue										
½ page	\$25/issue										
full page	\$45/issue										
Back cover, half page	\$45/issue										
Change of Address	Send a complete USPO COA form to: Clerk, Potomac Division 4604 Bel Pre Road Rockville, MD 20853-2208										

For more local information, see the Potomac Division web site at:

http://home.comcast.net/~Potomac_NMRA/

From the Business Car

by John Drye
Division Superintendent
jdrye52@aol.com

Happy New Year to all!!!

We Model Railroaders are some of the few folks who could actually use some coal in our stocking. Hopefully, we all got something at least as useful for the Holiday Season. If the cold weather ever arrives, we might find some time to spend on the layout or at least on the hobby.

If you do find some time to work on that favorite project, make plans to bring it to the Division Mini-Convention in March. Among other things, the con will include AP judging and a popular vote contest. You can find more details in the mini-con article, but this is a great opportunity to share your modeling with the membership, listen to some interesting clinics, run a train and maybe find a bargain.

The Mini Convention also serves as the Division's Annual Business Meeting where we review the previous year's activities, elect officers and discuss NMRA National, Regional and Division business. Elsewhere in this newsletter, you'll find a slate of nominated officers. Please contact the nominating committee if you know of anyone who wishes to serve on the board.

The 2007 slate does not include the Division's Senior Assistant Superintendent: John Griffith (who also serves as the newsletter editor). John is stepping down from the board to focus on the newsletter (and hopefully find some time to continue his superb modeling).

John has contributed in many ways to the division. As a board member he has continually kept us focused on the many targets we have in our sights at any one time and helped us prioritize our efforts. He has contributed significantly to our Division and Regional Conventions, both in pre-convention planning and with heroic efforts during the course of the conventions.

Please join the Board of Directors in thanking John for his service, and wish him continuing good luck as editor and modeler.

In previous newsletters, we have described plans for incorporating Howard County into the Potomac Division. The division has sent a formal request for this transfer to the Region. There are a couple more bureaucratic hurdles to leap and hopefully by the time of the Mini-Convention, members from Howard County will be full-fledged members of the division.

The division is continuing to plan the 2008 MER Convention, which will be held in October at a site to be determined. Bob Minnis has agreed to serve as Convention Committee Chairman, as he did in 2003 in Reston. Stay tuned for further details.

Achievement News by Ed Price and Bill Roman

As mentioned elsewhere in this issue of the FLYER, our next mini-con will be March 24, which should give you about 2 months to complete any projects you'd like to enter in the contest. As usual, we'll have popular vote and Achievement Program judging starting early that morning so models should be entered by 9:00 to allow sufficient time for evaluation and for completion of award certificates. While it has been mentioned before in the FLYER and in a recent issue of the MER LOCAL, paperwork for judging shouldn't be a nerve-racking, time consuming effort. You do need to tell what has been done in terms of design, materials, conformity, finishing, detailing, etc., but not at the level that you might need if you were writing a "how-to" article for the commercial press (e.g., "all bracing was cut from stripwood" versus "Using my ABC Chopper, I carefully cut braces from XYZ lumber to precisely 45 degrees, and used PDQ glue.")

If anyone would like to serve as a contest judge, please contact one of us so that we can make arrangements prior to the minicon. And as always, if you have models that you don't want to bring to the mini, Ed and I will be glad to make arrangements for judging them at your convenience.


The MER convention will be in Lynchburg, VA in October, 2007 which would be the next opportunity for display and judging of models in a formal get-together. And since the 2008 MER convention is planned for Potomac Division territory late that year, we will not be having a Spring '08 mini.

Continued from page 1 Clinics

my experiences with personal hints and tips for being a successful Model Railroad Author.

4. Building in Wood: flatcar, small freight station, or milk station (Hands-on) - Martin Brechbiel

Building in Wood (Hands-on clinic) will be a "builder's choice" of 3 kits: a flatcar, a small freight station, or a milk station @ a cost of just \$15. Bring your tools! The available numbers of the latter two kits are very limited (2 & 5, respectively), so this is a 1st come, 1st served opportunity, and maybe the last chance to build the small freight station kit!



5. Weathering Rolling Stock - John Drye

There are as many weathering techniques as there are colors of dirt. Two of the most popular are painting with washes and dry-brushes (lots of thinned paint and just a little paint, respectively) and dusting with artists' chalks.

Continued on page 5

Northern Virginia NTRAK News

By Steve Jackson

NVNTRAK had a great 2006 and is looking forward to another great year in 2007.

NVNTRAK's December was filled not only with holiday goodies but we also got to run some trains too. It was a relatively slow month for us, but we were still able to participate in seven shows including the NTRAK and T-TRAK layouts that we had at our own holiday party hosted by the Andersons. We had a really great time as they hosted us in their new home. I hope that we didn't do too much damage. The food and drink were plentiful. We also had lots of time to catch up with friends that we may not have seen at the train shows or who we just needed to catch up with after a busy year of having fun and educating the public about model railroading. All of this merriment prepared us for the last weekend of the month when we will end the year right with a setup at the Great Train Expo show in Chantilly, VA. Out space at the show will include an NTRAK layout, Operation Lifesaver booth, T-TRAK layout, and a company store.

January is typically a very slow month for us as we try to recover from the holiday season. The Bowens will host what is quickly becoming an annual event for the club; the "Off-Site Back Shop". The Bowens open up their garage/woodshop and let the members show up and build module frames all day long. These frames form the basis for many of the new projects that are worked on throughout the rest of the year. There are often 6-12 module frames that result from this event. It is also a great way for our membership who may not have a place to set up their own shop to get their projects moving forward while enjoying the company of their friends. After the Bowen's get together, the remainder of the month includes one public show up in York, PA. at the Great Train Expo Show. While the York show is our only public show, it and the work session are not really the

focus of the month. The big event of the month is our annual meeting. This meeting is the only time of year when the whole club gets together to deal with the business of running the club. The rest of the year, the elected board of directors gets the job of running things. The status of the club is reported to the membership by the board at the annual meeting. In addition to the annual reports, we have both silent and loud (presided over by our Pres Brian Brendel) auctions. The auctions are a great way for the membership to clear unwanted items from their train rooms or to restock their train rooms.

February is the first month of the year where we get back to our normal schedule with a backshop on the first weekend of the month and our appearance at the Fairfax Station on the third weekend of the month. In addition to these monthly events, the Nn3 Division will be at the Great Scale Model Train Show in Timonium at the beginning of the month. The last weekend of the month will feature our return to the Great Train Expo Show in Upper Marlboro, MD.

The first couple of months of the year are a great time for the club to take stock of where it has been and where it is going. At the same time, the members have a nice opportunity to begin their next module and prepare for another great year of model railroading.

If you want any information about any of our past shows or upcoming shows, you can find it on our web site at www.nvntrak.org. We have an events link that accesses our calendar and an events pictures page that hosts photos of past shows. Our newsletter (The Callboard) is also posted on the site, although this usually lags the publication of the paper copy.

Thanks for your time. Talk at you again soon.

Continued from page 3 Clinics

The clinic will look at these techniques as well as ways to show damage, maintenance and repainting.

To see how weathered cars look, the first step is to take a look at prototype cars, to see how nature ruins the railroads' collections. If you model the modern era, all you need to do is to continue to photograph the train after the engines pass. If you model an older era, there is tremendous variety of published material with good color pictures of dirty, rusted dented, stained and grungy rolling stock. Just what we're looking for!



Go from this:to this!!!

6. Making Palm Trees - Michael Hart

Constructing Pine and Cypress trees of the southeastern U.S., using stick, clay and caulk techniques together w/ tree root branches, build a model from scratch following four easy steps to create a very realistic looking tree. The photo shows the type of trees that will be modeled.



7. Model Railroad Photography - Paul Dolkos

A Portfolio of Prototype Based Layouts. Over the years Paul has photographed many model railroads. In this clinic he will present a selection of photos of many of the layouts and talk about what the builders wanted to accomplish and other stories about the modeler.



8. Creating Brass Stencils for Your Logo - Gil Fuchs

When decals just won't do the job, you can't find them, or you can't get your hands on an Alps printer - create and paint your own logo on your preferred rolling stock using this technique, which is borrowed from the world of PCB production. The process is not very complicated, using your preferred graphic editing program (Corel Draw examples will be shown), and materials available at your local Radio Shack store and on-line. The result is a durable brass stencil that can be used over and over with your airbrush to paint logos on a large number of cars, engines and/or buildings. As an added bonus, the printed logo can be made to have the fuzzy look of sprayed-on lettering, as in the prototype.

Model Contest

There will be a model contest. The convention will open at 8:00 and the cut off for contest model entries will be 09:00. Categories for the model contest will be: Power Units: steam, diesel, and traction; Rolling Stock: passenger, freight, and caboose; Other: non-revenue car, structure, and display. The popular vote contest will include the previous categories plus Favorite Train and Favorite Module/display, and Favorite model by a young modeler (less than 14 years old). We still need volunteers to help with judging, if you are interested please contact Bill Roman or Ed Price. Even if you have not judged before we will train you.

You can enter the mini- to get acquainted with what's involved in a contest and enter again at the Regional or National level. Models entered into the contest can be judged for NMRA AP merit points, but this is not a requirement of the contest. AP requirements, SOQ's and forms can be downloaded from the NMRA web site (<http://www.nmra.org/achievement/>). This site includes all the awards available with descriptions and requirements plus contest forms.

Modular Layouts

The Northern Virginia Ntrak and Potomac Module Crew will both have layouts up and running.

Around the Division

Bob Johnson's West Virginia Midland

by Marshall Abrams

It was a beautiful autumn day as I drove up I270 to visit Bob Johnson's West Virginia Midland. As the clouds blew across the sky the scenery was bathed in shadow and bright sunlight. Russet and golden leaves graced the view.

The West Virginia Midland is a freelance standard gauge (HO) short line set in central West Virginia in the early summer of 1954. The Midland's base of operations is the town of Webster Springs, W.Va. where the main yard (all 5 tracks) is located. The primary sources of income for the Midland are coal, limestone and lumber. The main body of the Midland is "E" shaped (12" x 16") with an additional 65 feet of around the wall running. The scenery is about 90% completed and features trees (lots of trees). The layout also features a number of discrete scenes that are visually separated by viewing angles and scenic view blocks such as hills and (of course) trees. The hobo camp is outstanding. In honor of this open house and in keeping with the 1954 time-frame, there was a scale welcome sign for the Dixie Division.

The mountains are constructed using dye and bleach to produce very realistic and unpredictable results. Take a look at Bob's clinic on the PD web page



http://home.comcast.net/~Potomac_NMRA. The hidden track transfer table drawer is ingenious.

The Midland utilizes a Lenz DCC control system and is set-up to accommodate up to 7 operators and a dispatcher during an operating session. The layout was originally point to point but when it was converted to DCC two reverse loops were added to accommodate the increased train operations permitted by DCC operation.

Bob recounted the "disaster" at a recent operating session. One of the bearings on a Shay bound-up and introduced so much drag that it couldn't pull the train up the grade. It was necessary to split the train and double the hill. Helpers were also used. This threw off the timetable, making it necessary to write train orders. Sounds like a lot of operating fun to me.

When asked about the prominently displayed locomotive bell, Bob told us about his detective work identified that it came from B&O E18 #1906. The tone was true and pleasing.

Roger Sekera's Clinch Valley Lines by Mark Andersen

Whether you're traveling from Booty to St. Paul, Virginia, with stops in Wise, you'll enjoy the scenery and the mountainous ride. Set in lower Virginia through the Appalachians, you'll cast an eye on Roger's mountainous cuts and tunnels while enjoying your cab ride on a coal train. Several small towns shall be passed until arrival at the yard for further train breakdown, inter change assignment and operations for through service to contracted industries.

Several aspects of Roger's unique work are demonstrated on the Clinch Valley Lines. One is the backdrops. Ever the loving Dad, Roger's daughter started painting his backdrops one afternoon only to complete those mountains that afternoon. Two, Wise, Virginia's own Roberts and Sons Burlap Company Mill. This kit bashed factory,

Continued on Page 8

The Potomac Module Crew

by Mark Andersen

Our fall has disappeared, or has it? Many of us are preparing for upcoming holidays as well. Presently, we're experiencing a very mild fall –winter transition. We are thankful for those saved dollars for fuel oil, natural gas and electricity, but Mother Nature will surely repay us in spades as she always does! Enjoying ourselves has become a pleasure for many this fall, but have you included rail fanning?

Rail fanning, the art of watching the “real” 12 inch to the foot trains can be enjoyed by all! Have you parked along the Montgomery Fairgrounds access road, sat on one of the many benches at the Alexandria or Manassas, Virginia railroad stations, the Point of Rocks railway station in Maryland, the marina below the route 1 bridge crossing the Occoquan River in Virginia or parked behind Potomac Yards shopping mall in Alexandria, Virginia? I know I've left many other places out, but where else can you add those opportunities to enjoy the real thing is left up to you. The tragic events of 9/11 have left their indelible marks on our hobby, but rail fanning still can still occur.

Introducing yourself to railroad personnel, an officer on duty, a ticket agent or similar authority figures might save time and many explanations that might otherwise ruin a fun outing. Be mindful, that their “No” to your request isn't personal, but the interpretation of the law they must enforce. Many times understanding who is rail fanning is also forgiveness of the rules. But be understanding, your interaction results in the opinions those officials will remember and the future of other opportunities for yourself and others.

Aside from the opportunities of rail fanning and translating observations into modeled ideas on modules, Potomac Module Crew members continued improvements to their modules. Presently, one member is designing a multi module downtown city section with multistory buildings. This downtown “Twin City” locale has rail serviced industries, sky scrapers, big city streets, lower track levels, etc. Gee, I wonder if there will be graffiti on those walls and trash along the tracks?

This past 2006 Halloween weekend, the module crew was invited back by the Tidewater Division's Module Crew for their annual fall show. Representing the “Crew,” Bruce Strickland helped design another layout as the proverbial volunteer. Continuing with the adjusting design, Bruce used Cad Rail 8 to produce the plan for over 60 plus modules in this joint layout. The resulting creation resulted in a “point to point” layout, complete with back and forth loops with wyes.

A unique incorporation was a section of modules bridging the main from a group of serious minded “Operations” minded folks. Their modular layout crossed the red and yellow mains at a double diamonds ninety degree crossing. A switch list was handed to the operator, instructions given and ala` John Allen, the operator worked their “Time Saver” style operations. This is another great way to bring in new people to our hobby, as the traffic generated by the “watching public” was quite prolific!

Our annual participation in the Rockville Lions Club Fall fundraiser kicked off the weekend of Saturday November 11, 2006. Forty one brave Potomac Module Crew modules weathered the storm and onslaught of a thousand plus people. Many children return with their parents, as well as new families to watch the running of the trains. Most importantly, Thomas and friends, who “Thanks” to Bachman Trains, keep our little ones entertained! Included in the layouts available were the:

Japan Model Railroaders Club
<http://www.japanrailmodelers.org/>

Lego Model railroading of the Washington Metro area

NV-NTrak club <http://www.nvntrak.org/>

National Capital Trackers
<http://www.trainweb.org/NationalCapitalTrackers/NCTHistory.htm>

Potomac Module Crew
<http://homepage.mac.com/cjweiner/pmchorr01/DEFault.html>

Washington, Va. and Md. Garden Railway Society
<http://www.wvmgrs.org/>

Z-Scale groups of the metro area

The Lions raised almost \$4,000.00 aside from their ongoing raffles. We are always pleased to assist organizations raise funds for a worthy cause.


Our next hosts, the Friends of Fairfax Station Holiday Show, enjoyed many visiting little ones and their parents following Thomas around our layout as well as those visiting the Lego layout of fellow PMC member Monty Smith. His layouts of three or four loops of track and switch track, entice our youngest and oldest members of the virtues of today's Legos. Children and adults enjoy our scenes and switching trains through coursing they're way our layout. Close to \$5,000.00 was raised from ticket sales and gift shop receipts. Always a fun event for the National Capital Trackers, NV-NTrak, Monty Smith and his Lego Railroad, Ell Geib and his Z Scale empire, and the Washington, Va. and Md. Garden Railway Society and their outdoor layouts.

Another new show was added through research by a Herndon Chamber of Commerce member Richard Downer. His efforts for the last thirty years have benefited the saving of the Washington and Old Dominion railway station in Herndon. His invitation, allowed us the opportunity to display in a part of local history over the weekend of December 9, 2006. Several hundred families visited us and the station museum, discovering yet another bit of Herndon's origins and history. This also allowed

Continued on Page 10

Continued from Page 6 Around the Division

manufacturing hemp based burlap is from locally available raw materials. Roberts Mill creates burlap curtains used to control airflow within local and other coal industry mines. Third is the abundance of underground coal production and the several tipples present in the valleys. Fourthly, his use of photography and the ability to cover a building with it, as evidenced in the picture below.



Continuing extending a model railroad's purpose, Roger is using the car card forwarding system, having great success with operating sessions.

We want to "Thank" Roger and his wife for their hospitality and opening their home for us. This is yet another great opportunity to witness excellently crafted modeling and model railroading design in the Washington, Maryland, and Virginia suburbs.

Robert Early's O Gauge Empire by Mark Andersen

Any adults dating from the late 1940's through the early 1960's can surely remember their first experiences with model trains. That memory of the smoking pacific, carrying it's freight or passengers of their merry way evokes fond memories for me, as well as our host Bob Early. Ever the model railroader, his large layout encompasses a large basement family room with several long

runs including mountainous grades climbing to a passenger station and industry.

Covering one wall are beautifully crafted cabinets and display shelves containing a unique collection of operating engines and cars in their entirety. Continuing along with his collection are some of the newer Mike's Train house locomotives and passenger sets, including the N & W 611 and her passenger train. The New York Central, Baltimore and Ohio and the Milwaukee roads were also running in their finery for passenger movement.

Several mechanical structures were methodically arranged for viewing. Mel's Drive Inn, a favorite and memory producer for some of us, some who may have cruised on in. The Ford Thunderbird driving in to place an order is animated. Most of structures are lighted as well, even the infamous log loader functions as an industry. Bob has created an atmosphere of railroading as that inspired by his boyhood days. That train set is on display on his wall of trains.

We want to "Thank" Bob and his wife for their hospitality and opening their home for us. This is yet another great opportunity to witness excellently crafted modeling and model railroading design in the Washington, Maryland, and Virginia suburbs.



Potomac Division Division 2, Mid-Eastern Region, National Model Railroad Association
4604 Bel Pre Road Rockville, MD 20853-2208



Web page:
http://home.comcast.net/~Potomac_NMRA

Email :
Potomac_NMRA@comcast.net

The Potomac Division provides various activities for all interested model railroaders, such as home layout tours, prototype tours, and Mini-Conventions. We publish a quarterly newsletter, the *Potomac Flyer*, detailing Division activities. We proudly boast one of the greatest concentrations of model railroading talent in the country with more than 10 NMRA Master Model Railroaders in our area, as well as hundreds of other outstanding modelers.

The Potomac Division includes: The District of Columbia; Calvert, Charles, Montgomery, Prince George's, and St. Mary's Counties in Maryland; Arlington, Fairfax, Fauquier, Loudoun, Prince William, and Rappahannock Counties in Virginia, as well as all area independent cities. All members of the NMRA who reside in one of these areas are automatically members of the Potomac Division. Guests are always welcome at Division events.

Personal Information

First Name	Last Name	Work phone
Address	Birth date	Home phone
Address 2	NMRA #	NMRA expiration date
City	State	ZIP+4
Email		

Interest Survey

Primary Scale	Secondary Scale	Favorite Railroad(s) & Prototype(s) Modeled:	
Do you have in primary or secondary scale		Please list the NMRA Special Interest Group(s), model railroad clubs, and railroad historical societies to which you belong:	
<input type="checkbox"/>	A layout		<input type="checkbox"/>
<input type="checkbox"/>	Narrow Gauge interest?		<input type="checkbox"/>
<input type="checkbox"/>	Module interest		<input type="checkbox"/>
<input type="checkbox"/>	Traction interest interest?		<input type="checkbox"/>
Would you be willing to host a Home Layout Tour of your Layout? <input type="checkbox"/> Yes <input type="checkbox"/> No			

Newsletter Election

The quarterly *Potomac Flyer* is sent at no cost to the email address above (if one is present). If you don't want email delivery, please check here.

To receive the *Flyer* in hard copy delivered via the Postal Service at the above address, please check here and enclosed \$5.00 for a one year subscription. Please make your check payable to Potomac Division and mail with this form to the address at the top of the page.

National Model Railroad Association membership is \$45 per year for full membership including the monthly *Scale Rail*, or \$33 per year for an associate membership. Full Members receive the monthly *Scale Rails*, associate members do not. You may send your dues directly to the National Model Railroad Association, Inc., Headquarters Office, 4121 Cromwell Rd., Chattanooga, TN 37421. <http://www.rhistorical.com/NMRA/>

SUPPORT YOUR LOCAL HOBBY SUPPLIERS!

And tell them you saw their ad in **The Potomac Flyer!**

TRAINS

KMA Junction
Model Train Supplies & Service
O, O27, HO, N Gauge Trains
Trains for the Entire Family.
Videos, Thomas, Books &
& Much more!!!
MTH Electric Trains
Lionel Authorized Dealer
Lionel & American Flyer Repairs.
Buy/Sell used Lionel & AF Trains
Stop by and see our Layout.



Gift Certificates

Lionel Service Station #402
Repairs Done on the Premises.
9786 Center St.
Manassas, VA
703-257-9860




The Shelf Layouts Company
"Fine Scale"
CUSTOM LAYOUT BUILDING
Layout Design
Lance Mindheim
Owner/Builder

3204 Verona Drive, Silver Spring, MD 20906
Telephone: 301-404-8164 Email: lmindheim@shelflayouts.com
www.shelflayouts.com

PHONE 410-539-6207 EST. 1913	TOLL FREE 888-TRAINS-5 (888-872-4675)	FAX 410-685-1357
 <p>M. B. Klein, Inc. MODEL TRAIN HEADQUARTERS www.modeltrainstuff.com mb.klein@verizon.net</p> 		
TED KLEIN President	162 N. GAY STREET Baltimore, MD 21202	

Great Decals!TM

Fallout Shelter Signs
CP Mandarin Orange
NYC/PC—Budd car stripes
Interstate Railroad—2 titles
Virginian Railway—15 titles
Southern cabooses
PRR X-29 box cars
L&N—5 titles
RF&P—6 titles
FEC—3 titles
In G-, O-, S-, HO-, and N-scales



William Mosteller,
P.O. Box 994, Herndon, VA 20172
SASE for list, or see www.greatdecals.com

Continued from Page 7, PMC

us the opportunity to enjoy Herndon's downtown restaurants as well!

Finally capping the year was the Great Train Show or what we all refer to as the annual Greenburg Holiday show. Attendance was profitable for the Greenburg folks, as many of their vendors happily relieved module crew members of their cash for model railroading goodies and books. Many friendships were renewed and created while in attendance. Several members even assisted presenting a clinic on ceiling tile rocks. Our attendance at this show is twofold, one, we're happy to setup our layout in the lobby and two we're paid for participation. These funds further support our non-dues organization, but help maintain our DCC equipment, allow us to replace Cinch Jones connectors while adopting Anderson Power Poles for module interconnections, and support purchasing those supplies needed by our group to display.

Another year has passed! We will continue to support the NMRA, Operation Lifesaver, the numerous historical societies that each different member supports, Model Railroading and most importantly the camaraderie we as "big kids" display for our hobby with the general public!

As always, our group is always looking for a few new


members. We charge no dues, but encourage you to join the NMRA. Come join in the fun of modular HO railroading. You may visit us through our website maintained by Colin Weiner at <http://homepage.mac.com/cjweiner/pmchorr01/DEFault.html>. You may also contact me at andersmd@cox.net or call at 703-625-1272. Remember, *We* can only grow, if *we* bring someone *NEW* into our hobby! Thanks for listening, until next time, adieu-Mark

Sweeperman By Phil Irwin

Bark Rock Here's some tree material for scenery — pine bark. Buy the nugget size and before you spread it out as mulch, pick out the big pretty ones with layered edges that look like stratified rock. Maybe a saw cut or two and a belt sander (wonderful brown sawdust) and you have super strata to build into scenery. Sell your plaster and molds - buy pine bark!

Special Thanks to our 2006 Layout Tour hosts

January Cliff Wolff
February Charlie Young
April Wes Morgenstern
May M. David Vaughn
June JD Smith
July Dan Pence
August Robert K. Rosenberg
September John Teichmoeller
October Bob Johnson
November Roger Sekera
December Robert Early



Granddad's Hobby Shop.

5260-A Port Royal Road
Springfield, Virginia

703 426-0700 (local) 877 426-0700 (long distance)

We have trains — we have lots of trains.

And we don't stock just trains; we have all the other things you need:

Parts, paint, glue, wood, plastic, tools, motors, scenery products, books, & magazines.

And don't forget our catalog rack and reference library.

Mon – Fri: 10 a.m. until 8 p.m. Sat and Sun: 10 a.m. until 6 p.m.

Visit our website: granddadshobbyshop.com E-Mail: granddads@starpower.com

Bulletin Board

Have information of general interest? Send it in we will post it here.

Board of Director Nominations.

The nominating committee made up of John Griffith and Mark Andersen nominate the following slate for the 2007-2008 Potomac Division Board of Directors.

John Drye
William (Bill) Day
Marshall Abrams
Mark Andersen
William (Bill) Demas

Others desiring to serve on the Board should contact John Griffith or Mark Andersen before 1 February 2006. Nominations from the floor are not authorized by the bylaws. Voting for the Board will be accomplished at the 2007 Potomac Division Minicon on 24 March 2007.

White Elephant at the Minicon 2007

Potomac Division will be offering white elephant

table space again in 2007 at the Miniconvention. If you have some things you'd like to sell, this is the time. If you'd like to donate things, we can sell them and give you an official 501(c)3 receipt for your taxes.

We'll work this just like other recent miniconventions, you bring your stuff, you watch it. Someone else may be able to take money for you and put it in an envelope if you have to leave your table.

No table charge (although if you want A LOT of space, you'd better let us know), no fee of any kind, just bring your stuff to sell...please mark prices in advance if you won't be at a table the whole time (although we'd prefer you were, we all have to make pit stops).

Remember the golden rule of white elephant sales: price things to move! Otherwise you want to use Ebay.

Roommate Wanted looking for roommate to share room at the NMRA Convention 7/23 thru 7/28 2007 in Detroit, Michigan. Please contact Paul e-mail ff3hutch@aol.com or cell 240-299-9963.

Potomac Division Calendar

✓ Mark events now which you don't want to miss

February

3-4 **Great Scale Model Train Show**, Timonium, MD

10-11 Potomac Module Crew at **Lyceum**,
Alexandria , VA

19 NVNTrak at **Fairfax Station** Museum, VA

24-25 **Great Train Expo Show**, Upper Marlboro,
MD

25 Layout tour at **Brian Sheron's**, Poolesville , MD

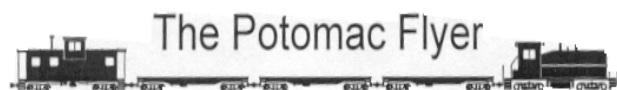
March

17-18 NVNTrak & Potomac Module Crew at **Boy
Scout Show**, Dale City, VA

24 Potomac Division **Minicon**, Annandale,
VA

April

29 Layout tour at **Robert Allbritton's**, Alexandria, VA



The Quarterly Newsletter of

Division 2 ("Potomac") Mid Eastern Region

National Model Railroad Association

4604 Bel Pre Road
Rockville, MD 20853-2208

2007 Minicon

Potomac Division Minicon Program
 March 24, 2007 at St Matthew's United Methodist Church
 8617 Little River Turnpike, Annandale, VA 22003

Schedule (as of December 21, 2006)

8:30	Registration					
9:00	<u>#7 Model Railroad Protography - Paul Dolkos</u>				All models to be judged must be in place by 9:00	Modular layout operations
10:15	break			White Elephant Sale		
10:30	<u>#1 Background Building Using Your Computer & the Internet - Marshall Abrams</u>	<u>#3 Getting your MRR Authors Achievement - Martin Brechbiel</u>				
11:45	lunch & meeting					Come run a train
1:00	<u>#2 Ceiling Tile Rocks - Mark Andresen</u>	<u>#8 Creating Brass Stencils for Your Logo - Gil Fuchs</u>	<u>#4 Building in Wood: flatcar, small freight station, or milk station (Hands-on) - Martin Brechbiel</u>		Contest display and judging	
2:30	Contest Awards (if judging complete)					
2:45	<u>#5 Weathering - John Drve</u>	<u>#6 Making Palm Trees - Michael Hart</u>				
4:00	Final announcements					