

The Potomac Flyer



May - July 2005 The Quarterly Newsletter of Division 2 ("Potomac"), Mid-Eastern Region, National Model Railroad Association, Inc. Summer Quarter

Look Inside: Minicon Schedule .1

Events:

- May 15**
Layout Tour..... 5
- June 19**
Layout Tour..... 6
- July 24**
Layout Tour..... 6

DEPTS:

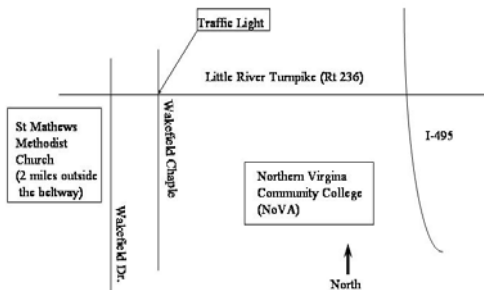
- Business Car..... 2
- AP News..... 2
- NVNTRAK..... 4
- Potomac HO Crew
- Module Notes..... 7
- Membership Form 9
- Business Cards... 10
- Bulletin Board ... 11
- Calendar Back

Does the Clerk have your e-mail address? If you are not receiving reminders then probably not. Send it to poto-mac_nmra@comcast.net

MiniCon Clinics—Schedule page 7

The Spring Minicon is scheduled for 30 April 2005 at St Matthew's church in Annandale, VA. (Yes I know this Flyer is for May—June but thought you might like this information)

How to get there:



Clinics

The first three clinics are an early version of the 'Modeling with the MER Masters' series, a re-occurring series of clinics similar to NMRA Modeling with the Masters, but featuring MER talent, and far lower cost. If you register for clinic #3 you will have an opportunity to build the O scale structure kit from start to finish, complete with painting the doors and windows via airbrush, weathering the wood, and assembling the kit. HO freight cars, N freight cars, and some other "good junk" will be provided for those not registering for #3, or bring your own.

Clinic #1. How to Weather Wood (hands-on) Presented by Noll Horan
Various techniques of weathering wood will be described and demonstrated. Hands-on participation will focus on weathering the wood for the O-scale structure kit to be assembled in clinic #3 or bring your own.

Clinic # 2. Airbrushing: Whys and Wherefores in Model Railroading

(hands-on) Presented by Clint Hyde.
Kinds of brushes, kinds of paints, kinds of materials, other tools. Hands-on participation will focus on painting the accessories for the O-scale structure kit. In addition, we'll weather a few freight cars with the airbrush, and some other items. Held out doors, weather permitting.

Clinic #3. Wood Scratch Building

(hands-on, 3 hours) Presented by Martin Brechbiel.
Scratch build a semi-generic O scale small freight station/whistle stop/platform structure - board-by-board! All of the wood parts will be supplied cut to length or nearly so and with rudimentary instructions. The decking is supplied pre-stained along with some Grandt Line detail parts. Bring the tools you think you will need; sanding, cutting (saw or really sharp knife), drills would be a good idea, etc. Martin will bring his traveling tool bag/box, glues, pin vise. 70% of participants will be 90% done and 50% will be close to



100%. Don't ask how we figure. Maximum enrollment is 10 people. Detail parts shown are not included. \$10.00 extra fare. See page 4 for registration

Continued on page 3



The Potomac Division

Division 2 ("Potomac"), Mid-Eastern Region, National Model Railroad Association, Inc.

The Potomac Division includes: The District of Columbia; Calvert, Charles, Montgomery, Prince George's, and St. Mary's Counties in

Maryland; Arlington, Fairfax, Fauquier, Loudoun, Prince William, and Rappahannock Counties in Virginia, as well as all area independent cities.

The Division Crew

Superintendent	John Drye (703) 922-8131 (jdrye52@aol.com) 6056 Estates Drive Alexandria, VA 22311
Senior Asst. Supt.	John Griffith (703) 339-3738 (jsgassoc@aol.com)
Asst. Supt.	Marshall Abrams (301) 588-1005 (potomac_nmra@comcast.net)
Paymaster	Mark Andersen (703) 425-8997 (mvandersen@cox.net)
Clerk	Marc Sisk (703) 280-5290 (NPMRFAN@aol.com)
Achievement Prgrm Rep.	Ed Price (703) 670-2015 (ewprice@comcast.net)
HO Module Crew	Mark Andersen (703) 425-8997 (mvandersen@cox.net)
Northern Virginia NTRAK	Marc Sisk (703) 280-5290 (NPMRFAN@aol.com)
Layout Tour Coordinator	Nick Kalis (703) 917-6632 (nkalis@verizon.net)
Database Administrator	Marshall Abrams (301) 588-1005 (potomac_nmra@comcast.net)

The Potomac Flyer

Potomac Division's quarterly newsletter © 2000

Editor	John Griffith 6765 Blanche Drive Lorton, VA 22079-1320 (703)-339-3738 (jsgassoc@aol.com)
--------	--

Submission Deadlines	Spring Issue	January 1
	Summer Issue	April 1
	Fall Issue	July 1
	Winter Issue	October 1
Advertising rates:	1/8 page business card	\$25 per year
	¼ page	\$10/issue
	½ page	\$20/issue
	full page	\$40/issue
	Back cover, half page	\$40/issue
Change of Address	Send a complete USPO COA form to: Clerk, Potomac Division PO Box 1653, Annandale, VA 22003-1653	

For more local information, see the Potomac Division web site at:
http://home.comcast.net/~Potomac_NMRA/

From the Business Car

by John Drye
Division Superintendent
jdrye52@aol.com

If today is the first day of Spring (despite the brief shower of hailstones), then the Potomac Division Mini-Convention can't be far behind.

If it seems like a while since the Division has hosted this event, that's because the last one was in 2002. We hosted the Regional Convention (remember Reston?) in 2003 and took a trip to Altona and Horseshoe Curve last year.

This year, the Division returns to St Matthew's Church in Annandale for another great get-together. Details can be found elsewhere in this issue, but mark April 30 on your calendar for a great day of clinics, a couple of modular layouts, fellowship, lunch and Model Railroading fun.

One of the reasons the Division hosts this event is that it also includes our annual Business Meeting. This year, we have an important topic to discuss.

Over the past several months, the Potomac Division Board of Directors has reviewed our Bylaws. Led by our Division Clerk, Marc Sisk, the Bylaws have been modified to reflect the National NMRA's new structure and organization. We also took the opportunity to make a few minor changes that better reflect the way the Division is currently structured and organized (for example, the Division itself is not itself incorporated, rather is a part of the Mid East Region, which is).

Thanks to Marc having led us thru the legal jungle, the Division Bylaws have been updated and approved by the Region (essentially as submitted) and have been distributed to the membership for review. If anyone has any questions, please feel free to contact any member of the Board of Directors.

The Board of Directors will submit the new Bylaws to the membership for approval at the Annual Meeting during the Mini Convention. Then we can all get back to doing what we do best; enjoying our great hobby.

We will also elect a Board of Directors to continue on for the next year.

Achievement News by Ed Price

The Potomac Division has an active achievement program and I would like to congratulate all the award winners from 2004 and the first two months of this year.

Continued on page 3

Achievement News *Continued from page 2*

Doug Kirkpatrick	Scenery	03/22/04
Doug Kirkpatrick	Electrical Eng	03/22/04
Doug Kirkpatrick	Civil Eng	03/22/04
Noll Horan, MMR	Official	03/22/04
Julia Hardin	Scenery	03/22/04
Ken Larsen	Author	05/21/04
John Griffith	Structures	06/16/04
Marc Sisk	Volunteer	12/14/04
Bill Roman	Official	12/14/04
Bob Minnis	Official	12/14/04
Doug Kirkpatrick	Structures	01/20/05
Clint Hyde	Author	02/20/05

I would like to encourage those of you that have not yet participated in the AP to give it a try. The easiest award to obtain is the Golden Spike Award. You can look up the requirements and get an application form on the NMRA web site

(<http://www.nmra.org/achievement/gold.html>). When you finish filling out the form, please contact me if you live in Virginia or Bill Roman if you live in Maryland so that arrangements can be made to view your work. The requirements for this award in a nutshell are (1) display 6 units of rolling stock; (2) construct a minimum of 8 square feet of layout; (3) construct five structures; (4) install three types of trackage that is ballasted and installed on proper roadbed; (5) wire the trackage so that two trains can be operated simultaneously, and; (6) provide one additional electrical feature.

The Division will have a model contest at the mini-convention April 30, 2005. The convention will open at 8:00 and the cut off for contest model entries will be 9:00. Categories for the model contest will be: Power Units: steam, diesel, and traction; Rolling Stock: passenger, freight, and caboose; Other: non-revenue car, structure, and display. The popular vote contest will include the previous categories plus Favorite Train and Favorite Module/display, plus a new category, Favorite model by a young modeler (less than 14 years old). We still need volunteers to help with judging, if you are interested please contact Bill Roman or me. Even if you have not judged before we will train you.

You can enter the mini- to get acquainted with what's involved in a contest and enter again at the Regional or National level. Models entered into the contest can be judged for NMRA AP merit points, but this is not a requirement of the contest. AP requirements, SOQ's and forms can be downloaded from the NMRA web site (<http://www.nmra.org/achievement/>). This site includes all the awards available with descriptions and requirements plus contest forms.

Continued from page 1 Clinic #4. Animation for Operation Presented by Bill Day


Using slides, this clinic will demonstrate how to animate chutes and doors on ore bins, spouts and counterweights on water tanks, circular movement of water plugs, up and down motion of rollup doors and other structural features that add realism to operation. (Animation for Operation will not cover carousels, Ferris wheels and other structures unrelated to operation). The clinic could also be titled Easy Animation because it uses low-tech materials such as Tortoise switches and turntable motors. A working roll-up door will be used as an instructional device.

Clinic #5. Red Iron, Using Structural Steel to Create Industries and Scenes Presented by Tom Brod-rick.

We will show some of the use of steel after it leaves the mill and before it becomes a finished building. The emphasis is on distribution from the mill, basic explanations of shapes and their designations, the use of these shapes in the building frame; pictures, descriptions, and ideas about the equipment used in steel erection. Computer slide show with handouts.

Clinic # 6. Making An Urban Backdrop Using the Internet Presented by Marshall Abrams.

We will cover commercial backdrops, backdrop painting ideas especially clouds, getting and using pictures from the internet, manipulating pictures, sharpness, resolution & printing, how to touch-up pictures, and perspective. We will see how to



mock up the scene, paste buildings to backdrop, and use stand-off spacers for 3d appearance. Pictures of a finished scene will inspire your modeling. Reference material includes lots of pointers to web resources, a list of top free or shareware photo editors, and a book list. Computer briefing with many examples; briefing handout provided.

Clinic # 7 Rocks Made Easy — Working with Rock Molds & Coloring with Dyes Presented by Bob Johnson.

During this clinic Bob will demonstrate techniques for casting rock molds using molding plaster *Continued on page 5*

Northern Virginia NTRAK News

By Marc Sisk

Can you believe that 2005 is one-fourth over already? Seems we just had our annual NVNTRAK Holiday Party and now I look outside and see buds on the trees. We will be breaking out the lawn implements soon and spending some of our free time outside doing yard work. For those times that we can get away, we do our favorite thing and run some trains for the enjoyment of others, and ourselves of course.

NVNTRAK started the year off with a Backshop at Cotton Bowen's home in early January. Cotton has hosted this event for the past couple of years and it is a good way for folks to get started on a new module. Cotton has the tools required, so members bring the wood and other supplies and spend the afternoon cutting, gluing and assembling. Several new modules began life in Cotton's garage. Over the weekend of 15-16 January, a small group from the club set up a layout at the *Greenberg Train Show* in York, PA. This is a good event for those that attend and allows members the opportunity to try out all the neat stuff that Santa brought them.

In February, the Nn3 contingent of NVNTRAK traveled to Timonium, MD and participated with their layout at Howard Zane's *Great Scale Train Show* on the 5th and 6th. We set up in the middle of one of the main aisles and really drew strong crowds around the layout all weekend. John Drye stopped by and took some photos for a potential article in one of the model railroading magazines. A bonus to this weekend was being able to attend Howard's open house Saturday night and touring his exceptional layout. He also provided, and participated in, an old time band for entertainment.

Our Annual Meeting, normally held in mid January, had been pushed off to 13 February due to snow and other conflicts. We conducted the meeting, had a live and silent auction and elected new board members for 2005. Brian Brendel was elected president, replacing Cotton Bowen. We were at the *Fairfax Station Railroad Museum* for our monthly setup on the 20th and at the *Greenberg Train Show* in Upper Marlboro, MD over the 26 - 27 Feb weekend.

March started with a Backshop at *Prince of Peace Lutheran Church* on the 6th. We do these every month as a venue to allow members to work on various projects such as new modules and to coordinate club activities. We plan in the near future to move this activity to the *Franconia Fire Station #5*, just down the street from *Springfield Mall*. Backshops are run from 1-5 on the first Sunday of each month and visitors are welcome. We will finish off March with our monthly setup at Fairfax Station. Future

plans include a layout at *Saunders Middle School* for the Boy Scouts in early April and our annual large layout at *Landmark Mall* April 9th and 10th.

As most of you know, we held a pretty big N scale convention last summer, *Capitol Limited 2004*. One of the great things that came out of that was our ability to donate money to those organizations that have been good friends of NVNTRAK over the many years. We provided a nice check to Fairfax Station on the 21st of February and will do the same for *Prince of Peace Church* on the 17th of March. Another recipient will be *Inova Fairfax Hospital for Children*. All of these organizations have been great supporters of NVNTRAK and we thank them for that.

That closes out another quarter's worth of N Scale action. I hope that these columns are interesting and informing. I also hope that if you are inclined to join us, that you do so. You can check us out on the web at www.nvntrak.org. That will provide you with information about the club, what we do, and most importantly, give you contact information and places where we will be set up in the future. Model railroading as a hobby is what you make of it. We have a lot of fun running trains and the opportunity to learn and see new things is what keeps me going. Till next time, be safe and run some trains.

Registration for Clinic #3. Wood Scratch Building

Presented by Martin Brechbiel.

Maximum enrollment is 10 people. \$10.00 extra fare. Registration taken on a first come first serve basis. Only way we can make this fair is to ask that you send the following information:

Name _____

Address _____

City _____

State _____ Zip _____

Telephone # _____

with your \$10.00 check payable to Potomac Division .

To Clerk, Potomac Division, Attn: Clinic Registration, PO Box 1653, Annandale, VA 22003-1653

First 10 requests received based on post mark will be accepted. First 10 will receive a ticket at registration. Those not in the 10 will receive their money back.

We are holding the email Flyers till the day snail mail Flyers are delivered so that all have the same chance.

Continued from page 3 and assembling the castings into large, homogeneous formations. Emphasis will be placed on blending the individual castings together and maintaining a realistic bedding plane throughout the formation. He will also demonstrate a quick and easy technique to color the assembled castings using a combination of washes, dyes, chlorine bleach and dry color powders. Bob presented this clinic at the South Mountain Express MER Convention in Hagerstown and was invited to bring it to the Potomac Division. Computer briefing with handouts.

Clinic # 8 An Introduction to Freight-Car Forwarding Systems Presented by Bruce Strickland

The goal of this Clinic would be to inform modeler about the various schemes other model railroaders use to generate freight traffic on their own railroads. The clinic will discuss various aspects of each system including advantages, disadvantages, and administration of each of these systems. The first part of the clinic will talk about what steps the user should do before getting any of the systems into play. In the second part, we will talk about some specifics of several of the popular schemes. A handout will be provided.

Clinic # 9 Introduction to Resin Casting Presented by John Griffith *Continued in next column.*

This is an introduction to those who would like to do castings. It will provide you the information needed to do your own simple castings. It covers the safety, tools, and materials required. We will talk about making masters, walk through how to prepare a mold from a master, and demonstrate how to cast parts. Along the way I will offer tips on what I find works and what doesn't. Computer briefing. A summary handout including sources of information and supplies will be provided.

Clinic # 10 Rock Faces from Ceiling Tile Presented by Mark Andersen

If you're looking for a simple and easy way to model trap rock, shale type deposits and other sedimentary rocks, then using ceiling tiles is for you! Ceiling tiles are a fireproof paper product that is similar in substance to homasote. The exception is either sand or frit added to it for fire protection. Simply broken, glued together, somewhat carved to your liking, priming, coloring and weathering are all processes that will be demonstrated for the attendees. Handouts will be provided as well.

The Return of the Pale Pachyderm!

At the minicon, the Pale Pachyderm makes another appearance. Do you have any goodies that you aren't likely to make use of? Seriously, how many freight cars can you actually use at one time? How many structure kits do you have that you aren't going to build? *Continued on page 7*

The Potomac Module Crew

by Mark Andersen

Despite springs arrival, we still have uninterrupted time to model trains! Many of us have received gifts over the holidays to assemble and several of us have had their respective medical maladies from which to recover. Since our last show was in early December 2004, we have had two months to idle away and plan.

Our first and only show this 2005 winter quarter was The City of Alexandria Museum Lyceum Show. All our visitors created quite a roar when “Thomas, Annabel and Clarabelle” steamed up and rolled their wheels! The museum docents remarked on the level of “noise” coming down the stairwell all weekend. Many children with their parents visited us that last weekend of February, bringing their youthful enthusiasm. Bill Brandon designed our layout for this show. The two “Dundas” wye modules were used as a link, connecting two closed loop sets of modules. This created a folded dogbone, except, there were only two tracks linking the loops instead of four tracks. This made for some interesting operating amongst module crew members. The idea of “What is our purpose and Who are we there for,” are two tenets that allows Bill to be so creative. We always look forward to his designs and thoughts at our shows.

Our biggest show will occur April 2nd and 3rd at Saunder’s Middle School in *Continued next Column*

Prince William County, Virginia. This is the largest layout we participate in with three other railroad clubs. They include the Dale City Boy Scouts Troop 964, the Prince William Railroad Club, and the Piedmont Model Railroaders. The Prince William RR club, designs the layout, oversees setup and dials in the DCC and it’s quirky problems that develop. This year’s layout will include 130 plus modules set up in a gymnasium. We look forward to you visiting the Boy Scout Extravaganza and witness all the different scales of model railroading and support the Boy Scouts, as they endeavor to raise funds.

Our upcoming Potomac Division HO Module Crew will be set up in the Social Hall of St. Matthew’s Church in Annandale, Va. on April 30. You will have great opportunities to view HO and N scale module layouts. Come on out and join us, you’ll learn some additional techniques and have a good time rubbing elbows with fellow railroad modelers.

We all have many friends in our walk of life, introduce someone to our hobby. Are there young families in your neighborhood, invite them to a train show. You never know what impact that will have on them and how they too might enjoy participating in a new hobby.

As always, our group is looking for a few good members. Come and join in the fun of modular railroading. You may visit us through our website, courtesy of Colin Weiner at it’s new address

<http://homepage.mac.com/cjweiner/pmchorr01/Default.html>
Please feel free to visit us at our public shows, contact me at (703) 425-8997 or email mvandersen@cox.net.

Continued from page 5

Now's the time to turn those space-hogging boxes into some cash that you can spend on other goodies! I'll be hosting the White Elephant space again (except for my clinic time). The Division will take a 15% slice, helps pay for the venue. Bring stuff and sell! Bring cash and buy! Everyone's a winner!

Minicon Schedule (as of April 5)

8:00	Registration				All models to be judged must be in place by 9:00	
9:00	8) An Introduction to Freight-Car Forwarding Systems, Bruce Strickland	6) Background Buildings Using the Internet, Marshall Abrams	White Elephant Sales	Modular layout operations		
10:00	1) How to Weather Wood, Noll Horan	7) Rocks Made Easy Working with Rock Molds & Coloring with Dyes, Bob Johnson				
11:00	2) Airbrushing in Model Railroading, Clint Hyde	5) Red Iron, Using Structural Steel to Create Industries and Scenes, Tom Brodrick				
12:00	Lunch & Business Meeting				Come run a train	Contest display and judging
1:15	3) Wood Scratch Building by Martin Brechbiel	9) Introduction to Resin Casting, John Griffith				
2:15		4) Animation for Operation, Bill Day				
3:15		10) Rock Faces from Ceiling Tile, Mark Andersen				
4:15	Contest awards and final announcements					

Around the Division

The Pennsylvania Railroad

by Marc Sisk

On January 9th, I had the pleasure of representing the Potomac Division at a layout tour in Alexandria, Virginia, not far from Mount Vernon. It was at the home of Bob and Dorothy Conley. Bob is the builder and proprietor of an HO scale layout depicting a small town in Pennsylvania on the Middle Division of the Pennsylvania Railroad in early 1940.

As I walked down the basement stairs, I noticed all of Bob's railroad related items. There were books, videos, pictures, and many locomotives displayed around the room. Bob's layout is 4' x 8' in size located at the far end of this railroad themed room. Although not a massive pike, Bob has done a superb job of combining a small town, industry and the feel of some open territory onto this layout.

Unlike many of our layouts, this one is complete with many details. There are two mainline loops with six sidings. The sidings are logically placed and service the many industries. The buildings are removable so that when Bob completes a new structure, he can remove one of the older ones and replace it with the new one. In this way, he can keep his layout fresh and interesting.

Bob has an extensive collection of locomotives and rolling stock that he has acquired over the past 40 years. Most were on display for folks to see. His recent additions include several locomotives from *Broadway Limited* that are equipped with sound. This is a very nice feature that adds a lot to his layout operation.

Thanks to Dorothy, visitors really had a nice spread of snacks and beverages to choose from during their stay. Twenty-seven folks made their way out to Mount Vernon to visit Bob's layout. Many were seen taking photos and Bob received several nice compliments.

Bob Conely and his layout Photo by Author



Bob's theme for the railroad is "look what can be done with a 4 x 8 layout". After seeing it and hearing the reactions from the visitors, I can say that Bob has shown that anyone with room for a 4 x 8 layout can construct a credible part of mainline operations with some very fine scenery. Job well done Bob and thanks for allowing the Potomac Division to visit and enjoy!

Doug Jones' Pennsylvania Railroad

by John Griffith

I arrived a few minutes before the layout tour at Doug Jones' was due to start. I knew I was in Pennsy country as I approached the house. The house numbers were displayed on a Pennsy herald. Doug met me at the door. Inside, I knew I was in a railroader's house. Pictures and modeling trophies adorned the walls. On the dining room table was the biggest, most beautiful Pennsy engine I have seen, but remember I lead a sheltered life.

Doug led me down stairs to the layout. Such confidence is rarely seen. Most layout hosts have their layout up and running to ensure that Murphy hasn't been around. Not Doug, he hadn't even turned on the lights. When he did a great looking, fully finished O scale layout appeared. He turned on the power and the sounds of idling steam filled the room, the trains ran the afternoon without a hitch. Doug contributed the bullet proof layout to operating sessions with his O Scale round robin group every 5th week. I guess he gets more up tight for them than he seemed for us.

The layout was open for the recent O Scale National Convention and bears John Armstrong's influence. The layout is a 39'x18' folded loop with about 200' of main line featuring double track main with 50" minimum curves. The layout has been under construction since 1975. Sound is prevalent throughout. I guess you expect nothing less from an accomplished musician and modeler.

As I wandered the train room, Doug explained what I was looking at. The scratch built steam locomotive that took 2 years to build and that has won several awards, the beautifully detailed passenger and freight cars, and the other highly detailed engines waiting conversion to DCC. It was quite a show. Forty three Potomac Division folks enjoyed the layout and everyone of them was impressed.



Potomac Division

Division 2, Mid-Eastern Region, National Model Railroad Association
NEWSLETTER ELECTION AND INTEREST SURVEY

The **Potomac Division** provides various activities for all interested model railroaders, such as home layout tours, prototype tours, and Mini-Conventions. We publish a quarterly newsletter, the *Potomac Flyer*, detailing Division activities. We proudly boast one of the greatest concentrations of model railroading talent in the country with more than 10 NMRA Master Model Railroaders in our area, as well as

The Potomac Division includes: The District of Columbia; Calvert, Charles, Montgomery, Prince George's, and St. Mary's Counties in Maryland; Arlington, Fairfax, Fauquier, Loudoun, Prince William, and Rappahannock Counties in Virginia, as well as all area independent cities. All members of the MER and NMRA who reside in one of these areas are automatically members of the Potomac Division. Guests are always welcome at Division events.

PERSONAL INFORMATION

Name	Home phone	NMRA #	Exp. Date
<input type="text"/>	<input type="text"/>	<input type="text"/>	<input type="text"/>
Street Address or PO Box	Work phone	MER #	
<input type="text"/>	<input type="text"/>	<input type="text"/>	<input type="text"/>
Additional Address (Apt # etc)		Birth date	<input type="text"/>
<input type="text"/>			
City	State	ZIP+4	Your email address
<input type="text"/>	<input type="text"/>	<input type="text"/>	<input type="text"/>

Web site -- [http://members.cox.net/chyde/Potomac Division/Potomac.html](http://members.cox.net/chyde/Potomac%20Division/Potomac.html)
 Email -- Potomac_NMRA@comcast.net

INTEREST SURVEY

Primary Scale	Secondary Scale	Favorite Railroad(s) & Prototype(s) Modeled:	
<input type="text"/>	<input type="text"/>	<input type="text"/>	
Do you have in primary or secondary scale		Please list the NMRA Special Interest Group(s), model railroad clubs, and railroad historical societies to which you belong:	
<input type="checkbox"/>	A layout?		<input type="checkbox"/>
<input type="checkbox"/>	Narrow Gauge interest?		<input type="checkbox"/>
<input type="checkbox"/>	Module interest?		<input type="checkbox"/>
<input type="checkbox"/>	Traction interest?	<input type="checkbox"/>	
Would you be willing to host a Home Layout Tour of your Layout? Yes <input type="checkbox"/> No <input type="checkbox"/>		New and renewing members: please include a short paragraph or two describing yourself and your railroading interests for possible inclusion in upcoming Call Board columns.	

NEWSLETTER ELECTION - THERE ARE NO DUES IN THE POTOMAC DIVISION

Potomac Division: Members may receive the quarterly *Potomac Flyer* via the Postal Service and/or electronically to the email address above (if one is present).

- I elect to receive the *Flyer* in hard copy delivered via the Postal Service at the above address. Enclosed is **\$4.00** for a one year subscription. Please make your check payable to *Potomac Division*.
- Do Do not email the *Flyer* to me as a PDF file at no cost at the above email address. (The pictures are in color)

Total Enclosed

\$

Note: You must be a member of the NMRA and MER to be a member of the Potomac Division. NMRA and MER # must be provided (we check). The Potomac Division DOES NOT collect dues for these organizations. You may join them by sending your application to:

Mid-Eastern Region: Membership is \$8 per year. Members receive the bimonthly *MER Local*. You may send your dues directly to the Mid-Eastern Region, Office Manager, 9 Roosevelt Ave., Wilmington, DE 19804-3044. **Note: You must be a member of the NMRA to be a member of MER.**

National Model Railroad Association: Membership is \$45 per year for full membership, or \$23 per year for an associate membership. Full Members receive the monthly *Scale Rails*, associate members do not. You may send your dues directly to the National Model Railroad Association, Inc., Headquarters Office, 4121 Cromwell Rd., Chattanooga, TN 37421.

end check with your complete application to:
Clerk, Potomac Division
PO Box 1653,
Annandale, VA
22003-1653

SUPPORT YOUR LOCAL HOBBY SUPPLIERS!

And tell them you saw their ad in *The Potomac Flyer*!

- LIONEL AUTHORIZED VALUE ADDED DEALER
- LIONEL AUTHORIZED SERVICE STATION
- MTH ELECTRIC TRAINS



CAVALRY VILLAGE SHOPPING CENTER
9786 CENTER STREET
MANASSAS, VIRGINIA 20110
www.labcollections.com/kmajunction

OWNERS
STEVE FORTES
FRAN FORTES
(703) 257-9860



The Shelf Layouts Company

"Fine Scale"
CUSTOM LAYOUT BUILDING

Lance Mindheim
Owner/Builder

3204 Verona Drive, Silver Spring, MD 20906
Telephone: 301-404-8164 Email: lmindheim@shelflayouts.com
www.shelflayouts.com

PHONE 410-539-6207 EST. 1913	TOLL FREE 888-TRAINS-5 (888-872-4675)	FAX 410-685-1357
 M. B. Klein, Inc. MODEL TRAIN HEADQUARTERS www.modeltrainstuff.com mb.klein@verizon.net 		
TED KLEIN President	162 N. GAY STREET Baltimore, MD 21202	

Rail Video 3448	Photos & Slides 3448
<h1>Railhead Video Productions</h1>	
Richard W. Clark 607 McNeill Road Silver Spring, MD 20910-4452	railheadvideo.com 301-565-5126

Around the Division The Virginia and Western Railroad by Marc Sisk

John Drye and I had the pleasure of representing the Potomac Division at a layout tour in Falls Church, Virginia on March 13th. It was at the home of Doug and Lorrie Kirkpatrick. Doug is the builder and proprietor of the Virginia and Western, an HO scale free-lanced steam era layout that hauls people and cargo east and west over the Appalachian Mountains just after World War II. This railroad follows the Norfolk and Western prototype.

Doug's layout is about 550 square feet in size and is currently about 70% complete. A nice sized layout, but appears much larger due to the excellent use of mirrors that extend many views into the perceived distance. The track work was entirely hand laid to include the 80 some turnouts and 40,000 ties. Code 83 was used on the mains and code 70 was used for the sidings. Digitrax Digital Command Control is used and Doug has installed many signals to date.


The layout has many scratch built and Fine Scale Miniatures kits superbly built and weathered. Scenes are logically placed and the detail is excellent. Although the layout is deep in some areas, Doug has provided for lift out portions to gain access if necessary. These lift outs are not apparent unless you ask

how he gets back to those parts of the layout. The completed portions of the layout include about 5,000 hand made trees. The unfinished area has tracked installed, is operational and will contain a city scene and large passenger station. Doug is glad that he is almost out of the tree making business! I believe he mentioned that 2008 is the scheduled completion date for the railroad.

Doug provided for a very relaxing and organized open house complete with operators, signs, snacks and a guest registry for the many visitors. Over 60 folks made their way out to Falls Church to visit Doug's layout. The weather was great with a hint of winter still in the air.

For those that made it out to the layout, I would venture to say that they would agree with me in saying that the Virginia and Western is, in Allen Keller's words, a "Great Model Railroad". Doug is well over half way to becoming a Master Model Railroader and his work certainly reflects his dedication to the hobby. Job well done Doug and thanks for allowing the Potomac Division to visit and enjoy!





Granddad's Hobby Shop.

5260-A Port Royal Road
Springfield, Virginia

703 426-0700 (local) 877 426-0700 (long distance)

We have trains — we have lots of trains.

And we don't stock just trains; we have all the other things you need.

Mon – Fri: 10 a.m. until 8 p.m. Sat and Sun: 10 a.m. until 6 p.m.

Visit our website: granddadshobbyshop.com E-Mail: granddads@starpower.com

Bulletin Board

Have information of general interest? Send it in we will post it here.

Cincinnati Convention—Roommate Wanted

Looking for someone to share a room with me at the NMRA convention in Cinn, Ohio July 3 thru July 7 please email me at ff3hutch@aol.com

Layout Tour Hosts Needed

We need volunteers to step up and contact Nick Kalis at nkalis@kaliscompanies.com to open their layouts for our members in 2007. Yes we have a full schedule for 2006. Keep in mind the words of Lance Mindheim in *Model Railroader* November 2004, page 26 "Model railroaders often talk about how they'd build their 'dream layout' if they were 'lucky' enough to have unlimited space. Therein lies a big misconception - the association of dream layouts with large size." "Sadly, its common to hear owners of very nice smaller layouts almost apologize for the small size of their railroads" "One of the biggest threats to the hobby is inertia. Hobbyists often build massive fantasy layouts in their minds and feel that nothing less will satisfy them. Such massive layouts require so many resources and entail so many obstacles that most never get built."

FLASH— April 24 Layout tour at Deane Mel-lander's has been canceled.

Board of Directors Election to be Held at Minicon

In accordance with the Potomac Division Bylaws elections will be held to select the Board of Directors for 2005 at the Minicon on 30 April 2005. Election will take place during the annual meeting scheduled to start at approximately noon.

The nominating committee has found the following who agreed to run for election:

John Drye
John Griffith
Marshall Abrams
Mark Andersen
Marc Sisk

New Potomac Division Web Site

Check out the "New" web site more info, more fun even some how to: http://home.comcast.net/~Potomac_NMRA/

Potomac Division Calendar

√ Mark events now which you don't want to miss

APRIL

April Layout Tour at Deane Mellander's
cancelled

MAY

- 7-8 NVNTrak and PD Module Crew at Fairfax Station Train Show, VA
 - 15 NVNTrak at Fairfax Station Museum, VA
 - 15 Layout tour at John Short's, Germantown, MD
-

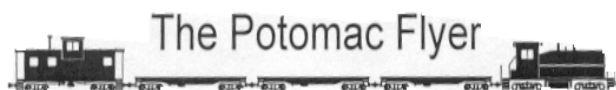
JUNE

- 18-19 NVNTrak at Alexandria Red Cross Waterfront Festival, Alexandria, VA
- 19 Layout tour at David Arday's, Laurel, MD

- 19 NVNTrak at Fairfax Station Museum, VA
 - 25 NVNTrak at Silver Spring Station, Silver Spring, MD
-

JULY

- 3-9 National NMRA Convention, Cincinnati, OH
- 17 NVNTrak at Fairfax Station Museum, VA
- 24 Layout tour at Glenn Paulson's, Waldorf, MD



The Quarterly Newsletter of

Division 2 ("Potomac") Mid Eastern Region

National Model Railroad Association

PO Box 1653
Annandale, VA 22003-1653