

The Potomac Flyer



August – October 2004 The Quarterly Newsletter of Division 2 (“Potomac”), Mid-Eastern Region, National Model Railroad Association, Inc. Fall Quarter

Around the Division

Look Inside:

Altoona, What You Missed!!! 8

Events:

August 15
Layout Tour..... 5

September 26
Layout Tour..... 6

October 17
Layout Tour..... 6

DEPTS:

Business Car..... 2
AP News..... 3
NVNTRAK..... 4
Potomac HO Crew
Module Notes..... 7
Membership Form 9
Business Cards... 10
Bulletin Board ... 11
Calendar Back

Does the Clerk have your e-mail address? If you are not receiving reminders then probably not. Send it to potomac_nmra@comcast.net now!

The Rio Grande Southern, a Layout to Remember! by Mark Andersen

The Potomac Division would like to “Thank” Larry Nyce for the opportunity to view his Sn3 layout once again. Although it has been several years, Larry afforded all those visitors the chance to see award winning detail. The 10 by 16 layout has a duck under which allows for operators to step within the layout and control the operations of railroad. One mine across the valley has a bucket tramway that operates and moves ore to a rail loading facility.

Modeling the mountainous Rockies, Larry created many rocks from castings and carvings. Once completing this scenery, coloring, shading and highlighting were utilized to create that mountainous Colorado rocky look. The track grades were built with hand laid track and gradients of up to 2% were maintained. Larry’s model building abilities continue to show beautifully with his numerous sidings and time honored industries. He has several Merit Award winning structures.

Did you close your eyes and listen to that faint steam whistle as an engine rounds a bend in a not so distant valley? Larry has incorporated cab control and sound systems by PFM/North companies. The realistic sounds with his steam engines as they round the curves with their respective consists and/ or switching moves truly make the scenes real.


On behalf of the Potomac Division, I would like to Thank Larry and his wife for opening their home to all of us. On another note, anyone interested in railroad memorabilia, should contact Larry of Nyce Collectibles as select pieces of history are for sale. I bid you adieu.

Day and Dean Railroad. by John Griffith

Bill Day and his charming wife hosted 33 Potomac Division members on June 28th at a layout tour of the “Day and Dean RR.” All who participated agreed that the railroad, which is as close to “finished” as any, was a real treat. Though small this layout packs quite a punch. The animation is wonderful. Everywhere you look something is happening from the moving delivery truck to the folks warming there hands by the fire to the live loading of the coal cars. Bill’s scenery really stands out and makes you feel that you are there.

The narrow gage loop moves through the mountains and trees while the standard gage covers the large industries using several working draw bridges.

Because of the limited viewing area, tour participants where broken into groups for the narrated presentation. The only hold up was caused by a coal spill when Bill tried to overload a gon. This was handled with aplomb by the undaunted host with his trusty vacuum cleaner and the show went on. Those who were waiting for the next show were treated to great refreshments, videos and various discussions. Those interested got to see the mock up of the MER’s first structure kit which will be coming out soon. If you missed this layout tour, mark your must see list for the next time the Days open their home and the “Day and Dean.” Those who attended will be back to see the new additions, I’m sure.



Bill Day and The Day & Dean RR.



The Potomac Division

Division 2 ("Potomac"), Mid-Eastern Region, National Model Railroad Association, Inc.

The Potomac Division includes: The District of Columbia; Calvert, Charles, Montgomery, Prince George's, and St. Mary's Counties in Maryland; Arlington, Fairfax, Fauquier, Loudoun, Prince William, and Rappahannock Counties in Virginia, as well as all area independent cities.

The Division Crew

Superintendent	John Drye (703) 922-8131 (jdrye52@aol.com) 6056 Estates Drive Alexandria, VA 22311
Senior Asst. Supt.	Jim Stapleton (540) 882-3886 (jim.stapleton@mindspring.com)
Asst. Supt.	John Griffith (703) 339-3738 (jsgassoc@aol.com)
Paymaster	Mark Andersen (703) 425-8997 (mvandersen@cox.net)
Clerk	Marc Sisk (703) 280-5290 (NPMRFAN@aol.com)
Achievement Prgrm Rep.	Ed Price (703) 670-2015 (ewprice@comcast.net)
HO Module Crew	Mark Andersen (703) 425-8997 (mvandersen@cox.net)
Northern Virginia NTRAK	Marc Sisk (703) 280-5290 (NPMRFAN@aol.com)
Layout Tour Coordinator	Nick Kalis (703) 917-6632 (nkalis@verizon.net)
Database Administrator	Marshall Abrams (301) 588-1005 (potomac_nmra@comcast.net)

The Potomac Flyer

Editor Potomac Division's quarterly newsletter © 2000

John Griffith
6765 Blanche Drive
Lorton, VA 22079-1320
(703)-339-3738 (jsgassoc@aol.com)

Submission Deadlines	Spring Issue Summer Issue Fall Issue Winter Issue	January 1 April 1 July 1 October 1
Advertising rates:	1/8 page business card 1/4 page 1/2 page full page Back cover, half page	\$25 per year \$10/issue \$20/issue \$40/issue \$40/issue
Change of Address	Send a complete USPO COA form to: Clerk, Potomac Division PO Box 1653, Annandale, VA 22003-1653	

For more local information, see the Potomac Division web site at: <http://members.cox.net/chvde/PotomacDivision/Potomac.html> (that's a Capital P and D)

From the Business Car

by John Drye
Division Superintendent
jdrye52@aol.com

As many of you probably already know, the NMRA has spent considerable effort over the past several years in a review of plans, policies and procedures. Part of that process involves the combining of memberships at the local (that's us: the Potomac Division), Regional and National levels.

All the returns are not yet in, but the Division made the decision recently to get ahead of the game by offering this newsletter to all MER members in the Division area. Essentially, the mailed newsletter subscription replaces division dues. The newsletter is free via e-mail.

This works because the Potomac Division is self-supporting. Our regular conventions; mini-, midi, and Regional, pay for themselves and allow us to schedule regular home layout tours for our members.

So, hopefully, some of you are reading this newsletter for the first time. (If so fill out the form on page 11 so we know about you.) To those folks, **welcome aboard!** The Potomac Division offers quite a bit to the model railroader, as you'll read about elsewhere in this issue.

As previously mentioned, the division hosts a home layout tour once a month, providing the opportunity to meet other members and to share model railroading ideas and inspiration.

The division has an active Achievement Program, providing recognition to our members for their growing expertise and accomplishments. We boast quite a few recognized Master Model Railroaders as well as quite a few others well on the way.

Twice a year, the division hosts some sort of organized activity. Usually this consists of a "Mini-Convention", held at a local church. This is just like the NMRA National convention; kind of like an N Scale SD-40-2 is like a full-size one. They are the same, only one is smaller. Our mini conventions offer clinics, contests, layout tours and usually modular layouts. They last one day rather than one week and they are usually a lot closer than the National Convention.

Recently, largely because of other, larger, conventions in
Continued on page 3

Achievement News by Bill Roman

As it stands right now, the Potomac Division will have a traditional mini-convention sometime in the Spring of 2005, but the exact location has not yet been determined. Our last such get-together was in the Fall of 2002 with our "midi-convention." Ed and I hope you can work on models to be entered in the contest at the next mini, but we're available to judge them at your home if that's more convenient.

Regarding upcoming events, the Fall '04 Hagerstown MER convention plans to have both popular voting and formal judging of contest entries. If you don't want to have your models judged for AP credit, please bring them along anyway to see how they fare among other entries in the eyes of convention attendees.

One of the more fulfilling AP categories is that of Association Volunteer, since (as trite as it sounds) it enables each of us to give something back to the hobby. Virtually everything within the NMRA is done by volunteers, from the National positions and committees down to the Division officers and committee/function people. While Potomac Division has relatively few positions, we do have our mini-conventions and will probably host another MER regional convention in a few years. At the MER level, there are numerous committees and functions for which volunteers are always welcome. Even if a particular position is currently filled, make yourself known to the Region officers that you would be willing to serve should a vacancy occur. A big event upcoming in our area is the 2006 NMRA National Convention in Philadelphia. While the Philadelphia Division is the host organization and as such will provide considerable manpower for this event, they certainly can't do it all by themselves. MER has committed to assist in various functional areas, but all that means is that the Region will be looking for help from all its Divisions. Some functions (layout host/operator, bus tour guides) are typically held down by locals, but other functions such as registration, company store, visitor assistance desk, introduction of clinicians, auction, etc. can always use any available volunteers. While a specific point of contact for volunteers has not yet been announced by the Convention, please keep in mind that your assistance would certainly be appreciated as the event draws closer. If you are planning on attending this Convention (and it is the closest one in the foreseeable future), consider giving up a few hours to help out, and keep track of time spent for your Association Volunteer certificate.

From the Business Car Continued from page 2

our area: the MER Convention last fall and the National N and O Scale convention this summer, the division has decided to take a "road trip" instead. Earlier this year, we took a bus to Altoona, PA, home of the "World Famous Horseshoe Curve" and this fall we will visit the Narrow Gauge East Broad Top, in Orbisonia PA, to ride a steam excursion and visit several local museums.

For those of you who will be in town this summer, the Washington DC area will host two National Conventions, one each in O and N Scale. The 2004 O Scale National Convention will be held at the Hyatt Regency Crystal City on July 22-25. The convention hosts model contests, dealers, modular layouts, clinics and a huge variety of tours, including a visit to perhaps the most famous O Scaler of them all: John Armstrong. Visit

<http://users.foxvalley.net/~osn/2004Washington.htm> for more information.

The National N Scale Convention will be held in Chantilly, VA on Aug 5-8. Although focused on N Scale, and featuring a record-setting modular layout the size of a football field, the convention offers clinics, prototype and home layout tours that many will enjoy, as well as a huge Greenberg Train Show. You can find out more at www.ntrak2004.org [Disclaimer: I have to confess significant bias—I am an N Scale (and HOn3) modeler, and have been deeply involved in the planning of this convention. In fact, I'm the convention chairman]. Please don't let that scare you away. Both of these conventions will offer a huge variety of model railroading activity and will be of interest to modelers in all scales.

Have a great summer and hope to see you on the bus to Orbisonia this fall.

LOCAL SWEEPER

by Phil Irwin (Sweeperman)

Perhaps the first thing you notice about a model building is its roof. Assuming you have the proper sized, flat surface of styrene, wood or cardboard, it can be surfaced with many things: Paint, sandpaper, tissue paper, glue-on shingles, masking tape, etc. Here's one you might enjoy trying on an older structure... aluminum foil. Fasten to the base with contact cement. Scarf vertically for texture with a stiff wire brush, stain selectively with a rusty wash and when you're delighted, seal with dull-coat. Continued on page 11

Northern Virginia NTRAK News

By Marc Sisk

Since you will not see another Potomac Division *Flyer* until about October, I want to lead this column off with our biggest event in Northern Virginia NTRAK's history. I am speaking about the upcoming *2004 Capitol Limited N Scale Convention* slated for 5-8 August at the *Expo Center* in Chantilly, Virginia. To say that this will be a big show is an understatement. As a matter of fact, it is shaping up to be a record setting layout in size with well over 400 NTRAK modules coming together from all over the country and Japan. We are talking 40,000 square feet of layout! The word is out that Chantilly Virginia is the place to be in early August for N Scale enthusiasts. If you don't have the time to attend the full convention and only have time to see the layout, then please consider the train show on the weekend, 7-8 August. We are combining with Greenberg's Train Shows for this endeavor and there will be many, many vendors and certainly many who focus on the N Scale crowd. For registration and other information regarding this event, please dial www.nvtrak.org into your internet browser, click on the Capitol Limited Logo and have fun.

So, besides gearing up for the convention, we have had some time to run trains for the public, and our own enjoyment. My last column ended with our annual large setup (approximately 75 modules) at Landmark Mall over the March 13-14 weekend. Over the weekend of April 3rd and 4th, we had a great layout up at the *Timonium Great Scale Train Show*. We were in the far right side of the building but our NVNTRAK sign and Brian Brendel's clinic magic brought folks over for a look see. Folks worked on some modules, ran some trains and passed out many flyers for the convention. On the 18th, we did our normally scheduled setup at the Fairfax Station Railroad Museum. The place was packed! More people than I have ever seen there at one time. Great for us and great for the museum. If you have not ever been to the museum, consider a trip on a Sunday. It is relaxing and a great change of pace from what most of us face on a daily basis here in the Washington area.

May began for us with two layouts in different places on the same day. May 1st saw us at the Silver Spring Amtrak/MARC Station in Maryland where only a chain link fence separates the asphalt platform from the normally northbound CSX *Metropolitan Sub* track. This is a great event for our club and especially for those members who reside in Maryland. We were also back at Fairfax Station to run the Caboose layout for a special two-day train weekend event. May rounded out with another Sunday at the Fairfax Station Museum layout.

The last show for this report is our annual layout at the Manassas Rail Fest. This year's show fell on June 5th. For those who attended, or should I say, tried to attend last year, you know it was rained out. It was looking like that again on the 5th. Hard rain in the morning that lightened up enough to get the layout up and running. Surprisingly enough, there were several folks who came out to see us and the other great layouts.

That wraps up another fast-paced three months worth of N Scale action. I hope that these columns are interesting and informing. I also hope that if you are inclined to join us, that you do so. Please don't forget about the record setting layout 7-8 August. Be one of those folks that can say that they witnessed the largest NTRAK layout setup ever. You can check us out on the web at www.nvtrak.org. That will provide you with information about the club, what we do, and most importantly, give you contact information and places where we will be set up in the future. Model railroading as a hobby is what you make of it. Collectively, we have a lot of fun running trains and the opportunity to learn and see new things is what keeps me going. Till next time, take care and run some trains.

**Your Article Could Have
Started Here**

The Worst Model Contest

By Nicholas Kalis

My friend Ari Pappas serves as a contest judge for the International Plastic Modeler's Society (IPMS). Not too long ago, Ari told me of a wonderful contest his local IPMS chapter the holds from time to time at their monthly meetings. I thought that this contest would work wonders for local as well as national NMRA gatherings. Here it is – a contest is held to award a prize for the worst model submitted. “What possible purpose could be served by that – aside from some laughs?” I can hear some say.

The benefits of seeing such models at these contests are many.

Submitted models remind us that some of the better modelers around were once rank amateurs. Is this to take them down a peg? No. It reminds us that even the best of us started at the bottom in terms of skills. Hence, there is hope for us.

They create a camaraderie that we all have built some models that flunked the looks test.

They teach us that there is no shame in failure only in not trying.

Poor models are an indispensable part of the learning process. They are our ladder to modeling success. Continued next column

Let's try running such a contest at one of our mini-conventions and see what happens.

Another Place to see a Layout

The Northern Virginia Model Railroaders, Inc. in Vienna, VA will host an open house on the following dates:

Saturday, July 17, 2004 1-5 PM

Saturday, September 18, 2004 1-5 PM

Saturday, October 16, 2004 1-5 PM

The club is located in the historic “Washington & Old Dominion Railroad” station, located at 231 Dominion Road (at the intersection with Ayr Hill Road) in Vienna, Virginia.

There is no admission charge, though donations are accepted. More information can be obtained by going to their web site at www.nvmr.org, by e-mail at nvmrinc@hotmail.com or by calling 703-938-5157 on the day of the open house. The club meets on Tuesday evenings.

The Potomac Module Crew

by Mark Andersen

Hello All! Here we are enjoying the heat of July and August during the end of June. Tomorrow is the quarterly trek to Timonium and Howard Zane's Great Scale show. Something that needs to be experienced! We renew old friendships, catch up on what's going on in different train circles and most of all SHOP! By all means, do not forsake your local hobby shop, as they have all the trinkets and other goodies you can collect quickly if needed. But Timonium, as I call it, is an experience to see what's out there and buy it if you want it. Even better than Timonium, is the "Granddaddy" of all shows, the Springfield Massachusetts Hobby Show on January 29 & 30, 2005. If you have interest, the show sponsors website can provide all the information one might need < <http://www.amherstrail.org> >

Our April 17 and 18 Children's Museum show started our spring 2004 schedule with an unusual design coming from the creations of Bill Brandon. He incorporated an outside corner/wye with an inside corner, leading again to an outside corner and the rest of our layout. Coming off his corner/wye configuration is an engine servicing facility with a turntable, several classification tracks, a yard and some industries. All this fit into 16 feet of modules. We salute you for your continuing efforts improving how the PMC can show! The rest of us enjoyed the running of the trains. Regretfully, the Shay Racing Team failed to perform.

The club recently received some bad news concerning one of our yearly shows. The Children's Museum property has been sold and the museum and staff have vacated the property, allowing the owners to demolish the existing structures and build a new multi-story building. We were told that museum staff are negotiating for new facilities with plans for reopening in 2008 somewhere in Washington D.C.

The first weekend in May, we set up at the Fairfax Freight Station Museum with Monty Smith

and his ever changing Lego railroad. We displayed with a larger layout than the December Holiday Show. We also repeated this performance over the Labor Day weekend helping the museum add to its coffers from gate receipts. This show has its busy and quiet times of running. The slow moments are enjoyed by us when we can sit, talk, and catch up amongst ourselves.

The next show was the Manassas Railroad Days on June 5th. Several days before, it had poured rain which threatened cancelling this show again, but rain and shine it went on. Knowing that some of our members' modules would be damaged by windswept rain, I decided to shrink the railroad by eight feet in each direction. I want to thank Dennis Overcash, Roger Boughton and Ed Price for not setting up their modules at the last minute. We, as always, had the grades from Hel@, that warm place, courtesy of the parking lot grade, but we made it around every time. Civil engineers visited our site, surveyed the trackage and calculated the grade on the north side of railroad at about 3%. Special thanks to Jerry McCrory and Ed Price for their expertise with precision equipment.

A special note of thanks also goes out to Bruce Strickland for his efforts with Decoder Pro and Local Buffer programming package. Trying to program locos and stationary switching decoders is simpler Thanks to Bruce. Also, kudos goes to all of us that do what we do to get the railroad up and running. It's a valued friendship that allows us all to display so beautifully and operate so smoothly. When a problem rears its ugly head, everyone always jumps right in and quickly solves that problem, the club and I continue to "Thank You!!!"

July brings vacation for many of us, but August has some exciting plans afoot. Our first show is August 7/8 at the Lyceum in Old Towne Alexandria, but the Greenburg/Ntrak show is the same weekend in Chantilly at the Dulles Expo center. I suggest seeing both. Bring your bride for some Sunday afternoon walking, shopping, and lunching in Old Towne, while you abuse your feet navigating the 500+ module N scale layout at the

Continued on page 10

Altoona, What You Missed!!!

By Mark Andersen

Where does one begin??? On April 24, 2004, forty seven brave souls entrusted the Potomac Division's efforts in organizing a bus trip to the Altoona Railroaders Museum, Horseshoe Curve, Gallitzin Tunnels, and Cresson's west bound approaches to the Allegheny Mountains. Summing it up, "We had a ball!!!!"

Leaving the Virginia and Maryland pickup points by 7:30 am, our driver Milton Banks, had us in Altoona by 10:30 am. This allowed us more time than was planned for our guided tours of the Railroader's Memorial Museum <http://www.railroadcity.com/> and an opportunity to grab those ordered lunches. Besides our expedition through the museum, photo opportunities abounded for those that ventured out on museum property and its numerous railcars. One rare site was the "Queen Mary" depressed center 16 axle flat car. Several division members walked to the observation bridge over the yard and main lines for continued viewing pleasures!



The museum Photo by John Griffith

Onward to Horseshoe Curve! What can be summed up was the special schedule John Drye arranged for the endless passing of the "trains" for us. Most in NS black, a few in Conrail blue, but the power short NS had several "primer specials," complete with the stenciled markings..... what else can be said, it's the "Mecca" for railroading junkies!

At the Gallitzin Tunnels, everyone did see the light at the end of the tunnel as we watched on coming freight trains from the new bridge. I know I drooled every time a westbound freight, container, or Amtrak train came through. The Tunnel Museum and resident tour guide provided for an informative history on all the bores through this Allegheny ridge.

Onward to Cresson, just a wee downgrade from Gallitzin! What can be said from trains flying downgrade dropping off their pusher service to the long grinding action of the trains making their respective way eastward with more consumable



Railfanning at the Horseshoe Curve Photo by John Griffith



The Gallitzin Tunnels Photo by John Griffith

for our fellow East Coasters! I personally climbed a porthole windowed caboose and took several pictures over the tracks of the small engine servicing facility. On a previous trip, I discovered that Conrail property started too soon for any quality pictures, but the caboose did provide yet another vantage point for me to shoot more pictures.



Cresson Photo by John Griffith

Our next trip is being organized by Jim Stapleton, with rumors of something called EBT. Look for upcoming information on this one!!! Don't miss this next trip!! We also have future ideas of visiting Steamtown, Roanoke, and the rebuilt B & O museum. If you think of any others that might interest all of us, let one of the division board members know. At this time I bid ya'll adieu, Mark.

Potomac Division

Division 2, Mid-Eastern Region, National Model Railroad Association
NEWSLETTER ELECTION AND INTEREST SURVEY

The **Potomac Division** provides various activities for all interested model railroaders, such as home layout tours, prototype tours, and Mini-Conventions. We publish a quarterly newsletter, the *Potomac Flyer*, detailing Division activities. We proudly boast one of the greatest concentrations of model railroading talent in the country with more than 10 NMRA Master Model Railroaders in our area, as well as hundreds of other outstanding modelers.

The Potomac Division includes: The District of Columbia; Calvert, Charles, Montgomery, Prince George's, and St. Mary's Counties in Maryland; Arlington, Fairfax, Fauquier, Loudoun, Prince William, and Rappahannock Counties in Virginia, as well as all area independent cities. All members of the MER and NMRA who reside in one of these areas are automatically members of the Potomac Division. Guests are always welcome at Division events.

PERSONAL INFORMATION

Name	Home phone	NMRA #	Exp. Date
<input type="text"/>	<input type="text"/>	<input type="text"/>	<input type="text"/>
Street Address or PO Box	Work phone	MER #	<input type="text"/>
<input type="text"/>	<input type="text"/>	<input type="text"/>	<input type="text"/>
Additional Address (Apt # etc)		Birth date	<input type="text"/>
<input type="text"/>			
City	State	ZIP+4	Your Email Address
<input type="text"/>	<input type="text"/>	<input type="text"/>	
Web site -- http://members.cox.net/chyde/Potomac Division/Potomac.html			
Email -- Potomac_NMRA@comcast.net			

INTEREST SURVEY

Primary Scale	Secondary Scale	Favorite Railroad(s) & Prototype(s) Modeled:
<input type="text"/>	<input type="text"/>	
Do you have in primary or secondary scale		
<input type="checkbox"/>	A layout?	<input type="checkbox"/>
<input type="checkbox"/>	Narrow Gauge interest?	<input type="checkbox"/>
<input type="checkbox"/>	Module interest?	<input type="checkbox"/>
<input type="checkbox"/>	Traction interest?	<input type="checkbox"/>
Would you be willing to host a Home Layout Tour of your Layout?		
Yes <input type="checkbox"/> No <input type="checkbox"/>		
		Please list the NMRA Special Interest Group(s), model railroad clubs, and railroad historical societies to which you belong:
		<input type="text"/>
		New and renewing members: please include a short paragraph or two describing yourself and your railroading interests for possible inclusion in upcoming Call Board columns.

NEWSLETTER ELECTION - THERE ARE NO DUES IN THE POTOMAC DIVISION

Potomac Division: Members may receive the quarterly *Potomac Flyer* via the Postal Service and/or electronically to the email address above (if one is present).

- I elect to receive the *Flyer* in hard copy delivered via the Postal Service at the above address. Enclosed is \$4.00 for a one year subscription. Please make your check payable to *Potomac Division*.
- Do Do not email the *Flyer* to me as a PDF file at no cost at the above email address. (The pictures are in color)

Note: You must be a member of the NMRA and MER to be a member of the Potomac Division. NMRA and MER # must be provided (we check). The Potomac Division DOES NOT collect dues for these organizations. You may join them by sending your application to:

Mid-Eastern Region: Membership is \$8 per year. Members receive the bimonthly *MER Local*. You may send your dues directly to the Mid-Eastern Region, Office Manager, 9 Roosevelt Ave., Wilmington, DE 19804-3044.

Note: You must be a member of the NMRA to be a member of MER.

National Model Railroad Association: Membership is \$45 per year for full membership, or \$23 per year for an associate membership. Full Members receive the monthly *Scale Rails*, associate members do not. You may send your dues directly to the National Model Railroad Association, Inc., Headquarters Office, 4121 Cromwell Rd., Chattanooga, TN 37421.

Total Enclosed

\$

Send check with your complete application to:
Clerk, Potomac Division
PO Box 1653,
Annandale, VA
22003-1653

SUPPORT YOUR LOCAL HOBBY SUPPLIERS!

And tell them you saw their ad in The Potomac Flyer!

- LIONEL AUTHORIZED VALUE ADDED DEALER
- LIONEL AUTHORIZED SERVICE STATION
- MTH ELECTRIC TRAINS

KMA JUNCTION

MODEL TRAIN SUPPLIES & SERVICE

CAVALRY VILLAGE SHOPPING CENTER
9786 CENTER STREET
MANASSAS, VIRGINIA 20110
www.labcreations.com/kmajunction

OWNERS
STEVE FORTES
FRAN FORTES
(703) 257-9860



The Shelf Layouts Company

"Fine Scale"

CUSTOM LAYOUT BUILDING

Lance Mindheim
Owner/Builder

3204 Verona Drive, Silver Spring, MD 20906
Telephone: 301-404-8164 Email: lmindheim@shelflayouts.com
www.shelflayouts.com

PHONE 410-539-6207 EST. 1913	TOLL FREE 888-TRAINS-5 (888-872-4675)	FAX 410-685-1357
 M. B. Klein, Inc. MODEL TRAIN HEADQUARTERS www.modeltrainstuff.com mb.klein@verizon.net		
TED KLEIN President	162 N. GAY STREET Baltimore, MD 21202	

IE&W Railway Supply



Jim Stapleton

Exclusive US agent for
Finescale Locomotive Co.
of Marlborough, England

38200 Charles Town Pike
Purcellville, VA 20132-2927
540.882.3886 / fax 540.882.9870
jim.stapleton@mindspring.com

Potomac Model Crew Continued from Page 7

Greenburg Show on Saturday. Information can be found at the Capital Limited N Scale East 2004 summer show website.

http://www.nvtrak.org/events/eastcon_2004/

Upcoming shows include August 7 & 8 at the Lyceum in Olde Towne Alexandria, the Fairfax Freight Station Museum show Labor Day weekend September 5 & 6, and the Tidewater NMRA Division show in Virginia Beach on September 17, 18 & 19. We look forward to seeing all of you at our shows.

As always, we're looking for a few new members! We charge no dues, but encourage you to join the NMRA and region. Come join us in the fun of modular railroading. You may visit our website, courtesy of our webmaster, Colin Weiner at <http://homepage.mac.com/cjweiner/pmchorr01/Default.html>. Please feel free to visit us at our public shows, email me at mvandersen@cox.net, or call me at 703-425-8997.


Rail Video 3448 Photos & Slides 3448

Railhead Video Productions

Richard W. Clark
607 McNeill Road
Silver Spring, MD 20910-4452

railheadvideo.com
301-565-5126

Your Article Could Have
Started Here



Granddad's Hobby Shop.

5260-A Port Royal Road
Springfield, Virginia

703 426-0700 (local) 877 426-0700 (long distance)

We have trains — we have lots of trains.

And we don't stock just trains; we have all the other things you need.

Mon – Fri: 10 a.m. until 8 p.m. Sat and Sun: 10 a.m. until 6 p.m.

Visit our website: granddadshobbyshop.com E-Mail: granddads@starpower.com

Bulletin Board

Have information of general interest? Send it in we will post it here.

Call for articles:

The Flyer is always accepting submissions for publication – and you get NMRA AP Author points when things get published! Do not wait get your article in Now. Pictures count to.

Do not want to write an article? How bout sharing your modeling tips? Your stain formula or wiring technique may be old hat to you, but may be just what some one else needs to solve a problem.

Next Quarter

- more Sweeperman tips.
- who knows what else, possibly your article.

New Address for the Potomac Division

New mail address effective immediately is:
Potomac Division
PO Box 1653
Annandale, VA 22003-1653

LOCAL SWEEPER Continued from page 3

“How did we get the lantern on that tiny figure to light up?” That’s an often asked question by those closely observing the Caledonia Central. The answer is conductive paint. What is conductive paint? It is paint that conducts electricity. Just paint a circuit from a wire pair to a LED or bulb on a figure, signal mast, whatever and paint anything over it. Where do you get conductive paint? Radio Shack mail order has it. (It’s made to fix printed circuits

Need some lights for your streets or a mercury vapor security light for your industry or farm? Try the white LED’s that you have seen on some loco headlights. Tubing makes a fine lamp post with one wire inside or conductive paint on each side of a dowel. If you don’t like the blue tint of the LED’s then layer some Goo over it.

Tools like screwdrivers, pliers and knives will become magnetized when used around DC motors, uncoupling ramps, etc. Nice sometimes, a nuisance at others. To demagnetize, put the tool inside a switch machine coil. Energize with 16v AC and slowly pull out. DCC is not recommended

Potomac Division Calendar

√ Mark events now which you don't want to miss.

July

- 22-25 2004 O Scale National Convention, Hyatt Regency Crystal City

AUGUST

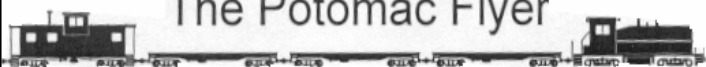
- 5-8 Capitol Limited 2004, Chantilly VA.
- 7-8 PMC at The Lyceum, Alexandria, VA
- 15 NVNTrak at Fairfax Station, Fairfax Station, VA
- 15 Home Layout Tour, Jim Hellwege's Canadian Roads, Alexandria, VA

September

- 5-6 NVNTrak and PMC at, Fairfax Station, VA
- 16-18 PMC 2004 Tidewater's Division's Model Train Show, Virginia Beach, VA.
- 19 NVNTrak at, Fairfax Station, VA
- 26 Home layout tour Brian Sheron's, Long Island RR, Port Jefferson Branch, Poolesville, MD.

October

- 17 Home layout tour, Bill Lyders', Whitewater & Virginia RR., MANASSAS, VA
- 24 NVNTrak at Fairfax Station, VA.



The Potomac Flyer

The Quarterly Newsletter of
Division 2 ("Potomac") — Mid Eastern Region
National Model Railroad Association

PO Box 1653
Annandale, VA 22003-1653