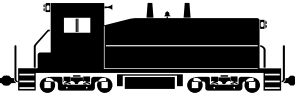


The Potomac Flyer



Annual Minicon is Coming Fast!

Look Inside:

EVENTS:

- Nov 4**
Layout Tour5
- Dec 2**
Layout Tour6
- Jan 20**
Layout Tour7

FEATURES:

- Tour hosting5

DEPTS:

- Achievements1
- Business Car2
- Letter to Ed3
- NoVA NTRAK4
- Module Crew8
- Membership form .9
- Business Cards ...10
- Bulletin Board11
- CalendarBack

Reminder: We need zip+four from everyone. Check your mailing label—I may have it.

It's that time again, and we have another really good show planned.

DATE IS MARCH 16, 2002.

There are two primary features this time: Operations running on the modular layouts, and hands-on clinics focused on scenery.

The operations aspect is aimed at everyone who's even the slightest bit interested having at least a half-hour to actually run a train on one or the other of the N and HO Modular layouts. NTRAK and PD's HO Module Crew will be present, in a larger and better organized space than last year. If you want to read in advance how this is aimed, see the NMRA AP web-pages for Chief Dispatcher—that's what we're shooting towards. If you've already got some time in on Chief D, you can get some more. If you haven't done this before, this is an easy time to try it out. There should be almost 40 half-hour slots available which you can sign up for when you arrive in the morning. If there are extra slots, sign up for two, or one each on both layouts. There will also be two or three "Intro" mini-clinics which are orientations to whatever the actual plan is that day—we don't know the details yet, the foremen are still working on them.

The clinic focus on scenery is a complement to other recent years' clinics. We have a bunch of scenery material available which we hope to use. The scenery possibilities include ballasting and trees, water, ground cover, etc.

There will also be last year's very popular freight-car weathering clinic—bring one of your own or buy one at the white elephant table.

White elephant was very popular last year, so we're have that again (I still have a pile of stuff—you all didn't buy enough last year, plus the last bit of the estate-sale stuff). If you have something yourself to unload, this is the place.

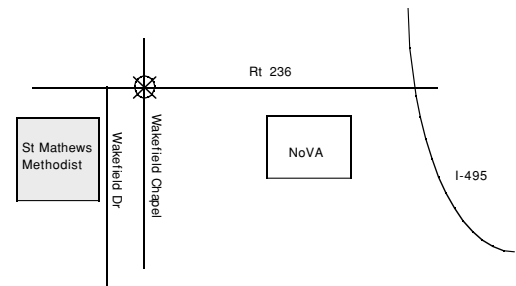
The venue: St Mathew's Methodist Church on Rt 236 in Annandale, VA, this is a MUCH better location than last year, the space is larger all around. We will have more than enough room for all the clinics to run over however long they need to; normally they run about an hour, but because of the number of rooms available, we will have up to two hours to work with. So if the freight-car weathering clinic overflows again, there will be a chance for everyone eventually.


There will be plenty of room for the white elephant stuff in a separate room, and the contest/judging models in another. Clinics will be downstairs, all near each other. The big room will have the module layouts and operations.

There will be a special, short, clinic entitled "Intro to Operations", given 2 or 3 times, so that everyone who wants to do an ops session has the opportunity to hear the clinic first. It will primarily be explaining the plan for the day, rather than a heavy introduction to Operations.

Lunch will again be available, pizza and sodas this year, with the pizzas delivered by the Pizza hoozy-whatsis down the street. There is nowhere nearby to get something, it's one of those odd dead areas completely surrounded by housing subdivisions.

For the Fall 2002 MIDI-con, a two day affair, same location, lunch one day will be pizza again, and the other will be party subs. Hey, they're cheap and easy to do. Dinner timing is unclear.





The Potomac Division

Division 2 ("Potomac"), Mid-Eastern Region,
National Model Railroad Association, Inc.

The Potomac Division includes: the District of Columbia; Calvert, Charles, Montgomery, Prince George's, and St. Mary's Counties in Maryland; Arlington, Fairfax, Fauquier, Loudoun, Prince William, and Rappahannock Counties in Virginia, as well as all area independent cities.

The Division Crew

Superintendent	Garret Nicholson (301) 593-7699 (garretnicholson@hotmail.com) 411 Kerwin Rd Silver Spring, MD 20901
Senior Asst Supt.	Ken Jones (301) 216-5210 (kjonesvim@aol.com)
Asst. Supt.	Jim Stapleton (540) 882-3886 (jim.stapleton@mindspring.com)
Paymaster	Nic Timenes (301) 320-6238 (ntimenes@erols.com)
Clerk	Clint Hyde (703) 803-3068 (ch Hyde@cox.rr.com)
Achievement Prgrm Rep. (703) 670-2015	Ed Price (Edmund.W.Price@USACE.ARMY.MIL)
HO Module Crew	Mark Andersen (703) 425-8997 (mandersen@erols.com)
Northern Virginia NTRAK	Matt Schaefer (703) 978-2946 (nvntrak@erols.com)
Layout tour Coordinator	Ed McGill (703) 528-5419

The Potomac Flyer

Potomac Division's quarterly newsletter © 2000

Editor **Clint Hyde**
13443 Brookfield Drive
Chantilly, VA 20151-2614

Submission Deadlines	Spring issue	January 1
	Summer issue	April 1
	Fall issue	July 1
	Winter issue	October 1
Advertising rates:	1/8 page business card	\$25 per year
	1/4 page	\$10/issue
	1/2 page	\$20/issue
	full page	\$40/issue
	back cover, half-page	\$40/issue
Change of Address	Send a completed USPO COA form to: Clerk, Potomac Division, PO Box 3204, Manassas, VA 20108	

For more local information, see the
Potomac Division website at:
<http://home.cox.rr.com/hydesystems/Potomac.html>
(that's a capital P)

From the Business Car

by Garret Nicholson
Division Superintendent

garret.nicholson@hotmail.com

We need volunteers to take a turn as members of the Board of Directors. With the issue of the three tier membership resolved we can now focus on the fun and fellowship of model railroading. If you have enthusiasm and new ideas for the direction of the Division please contact any of the members of the board to volunteer.

We would like to start a series of round robin groups of members who live close to each other. These groups could for example, meet monthly in a members home and bring some completed or half completed project for discussion. People could come with questions about some aspect of model railroading which might be sent to the members of the group by e-mail prior to the meeting. The point of this would be to meet others in the hobby without obligations or imposed structure. The groups could meet when they please, bring things, discuss things etc. purely to suit themselves. If you are interested in this please contact a member of the board and we will begin to organize people by area and put them in touch with each other.

The miniconvention will be in March and we urge any member who wants to enter a model into the AP program to contact Ed Price or Bill Roman to get more information about this. Our AP program is in robust good health and we want to encourage it. Also, we will have a white elephant table, so if you have something to sell dust it off and bring it to the miniconvention. This activity has also surged in popularity and we would like to see this continue.

by Matt Schaefer

TOO MUCH RAILROADING? - I was looking at our October, November time frame. For October 4 - 7 we had the MER in Lancaster, the Altoona Rail festival chasing the E-8's, and layouts at Bethesda-Chevy Chase Rescue Station and our monthly backshop. Ok that was one weekend then there were 2 more layouts in October and 5 layout shows in November. September 30th we had a joint show in Fredricksburg's Spotsy Mall joining modules and crews from Richmond and Newport News. September 8-9th we had a road crew put modules in a joint layout in Raleigh, NC. I know it is boring reading all this, you just have to be there to get that fun feeling.

The Narrow gauge gang really got some attention in the National Train show when our gang took 21 feet of Nn3 modules to St Louis. They clamped up to 14 more modules that came from around the country and ran all sorts of critters. I am waiting till they get smoke and sound in Nn3 so I can get some action up the New River Gorge.

New shows are always in the long range plans so we have plenty of time to talk up the fun. Plans for '02 include more involvement of our club and modules in the March 16th Potomac Division Mini-con in Annandale, VA. The same weekend a crew will take the Cardinal to Hawks Nest, WV and set up a 14 modules in the lobby of the lodge that hangs out over the gorge. Of course the modules will depict the New River Subdivision. In both of these layouts we are making plans for switching and over the road operations that will be open for all to join in the frivolity. Then September 19 - 22 we have our big N Scale uNconvention in Richmond, VA at the Science Museum. Mark your calendars now and remember our small monthly meetings.

NVNTRAK helps conventions and shows where we are able, by providing layouts or assisting other clubs to coordinate big shows. Conventions can attract a repeat crowds with modular layouts. For the Richmond GATS show we attracted the same clubs from all over the world that came to our '96 Alexandria convention. For more info on your local NVNTRAK club, the past shows and the schedule of coming activities see <http://www.nvntrak.org/>

The Lighter Side

By Nicholas Kalis

As our readers may know, I am modeling western Queens in the early 1960s in HO scale. I plan to enlist my call board in my efforts to give visitors to my layout some insight into the flavor of railroading on Long Island in the 1960s. Helping me with this tall task is Gene Collora, who, writing in the April 1991 Semaphore, tells us on page 6 of "1966 Was a Time of Change on the Railroad" that railroad employees had salty names. My favorites, gleaned from Gene's article, are "Swine Butt", "Soup Greens", and "Broken Arrow".

One can only hazard a guess as to how railroaders called "Bat", "East and West", "Iron Hat, "Flat Day" earned their nicknames. Perhaps the individual known as "Bat" was known to carry a bat or to use it on occasion when threatened? Did the railroader known as "East and West" have a reputation for a bad sense of direction? Did "Iron Hat" survive some falling merchandise that met up with his skull? How, for that matter, did "swine butt" earn his name? Was he a lazy fellow? heavy set?

I intend to put these names up on my call board to add an instant New York flavor to my layout room. I think these names remind us of the rough and tough nature of running a railroad in New York. Having myself grown up in Queens, New York, I know that these nicknames not only ring true, but were at the core of social interaction among some circles in this borough. Of course, such nicknames were not limited to railroaders, I would venture that most blue-collar workplaces in New York then and even now were marked by widespread use of nicknames among the employees.

My idea is to create badges with both the humorous nickname and a work position on each badge. For those for whom propriety militates against wearing such a badge, some badges would simply be engraved with an operating position.

I also hope to incorporate the color code for the Long Island Railroad that Collora details such as red for extra men, black for regular men, and blue for restricted men. I will keep the Division posted with how this effort plays out. I would welcome any suggestions from our readers as to how to implement my ideas. I can be reached at Suite 600, 1420 Spring Hill Road, McLean, Virginia 22102. I hope to see each of you at my future open house.

Selecting and Installing Ground Throws

By Nick Kalis

I recently started installing turnouts for my layout. I am using number HO scale Code 83 turnouts by Micro Engineering Company of Fenton Missouri. Their left hand turnout is #14-705 and the right hand is #14-706. If you have trouble finding or ordering these contact Mailbag Hobbies, that's where I obtained mine. These turnouts are beauties, even nicer, for my purposes, than Shinohara. To throw these switches I have installed Sprung stands manufactured by Caboose Industries of Freeport, Illinois. I am sure I am not the first to make this point, but their HO scale turnout throws seem awfully big. Instead, I switched to their N-scale throws, model 206S to be precise. Buy an extra one while you are at it, as you may be like me and break one until you get the knack of installing them. These sprung stand turnout throws had two molded connector pins for turnout throw bar mounting. I used the outer pin and removed the unused pin with a rail nipper.

I installed the ground throws thus: first, I set the switch handle vertical as the directions suggest. Next, I centered the switch points, also according to directions. To hold the switch points centered can be a bit trying until I discovered that fat toothpicks laid on their sides would do the trick. Then I drilled starting holes - this was necessary as my road bed was resistant to just pushing in a nail. To do this I used a fine drill mounted in a one of those drills you use with one hand to do fine work. Next, I used a small pair of pliers to push each of the two pins to secure the ground throw. I used some track nails made by Atlas that I had left over from my less particular days.

My final step was to paint the tip of the ground throw hand green on one side and orange on the other (orange was what I had handy, but red would do). This is so that one can readily recognize whether the turnout is set for straight or for a diverging route. I hope these notes will help you with your layout. Look forward to seeing your layout on tour in 2002.

Nancy Spicer can be contacted at Mailbag Hobbies of Monkton, Maryland at 800 821-6377. Caboose ground throws should be available at your local hobby shop.

Achievement News

NMRA Achievement Program Representative
by Bill Roman & Ed Price
NMRA Achievement Program Representatives

wroman@starpower.net,
edmund.w.price@usace.army.mil

I would like to congratulate the newest Golden Spike Award winner, Bill Lyders. I know there are several of you including Bill that have not received your certificates, but Graham Harvey, the MER AP Coordinator, has assured the Division that they will be sent soon. For those of you that are interested in obtaining the Golden Spike Award information is available from the NMRA web site or from me.

The Division will have a model contest at the mini-convention on March 16, 2002 and again at the midi-convention next October. I would like to encourage anyone who has not entered a contest before to enter the mini-convention so you can get acquainted with what's involved in a contest. Categories for the model contest will be: Power Units: steam, diesel, and traction; Rolling Stock: passenger, freight, and caboose; Other: non-revenue car, structure, and display. The popular vote contest will include the previous categories plus Favorite Train and Favorite Module.

This year our new location will allow the contest room to be separated from the other convention activities so that we can control access to the room and better protect your models. Also this year our N-track friends have been generous enough to let us borrow some glass display cabinets. Space in these cabinets will house the popular vote models and any other models that you may want to display but not have judged. The cabinets will be placed in the hall outside the contest room so more people will be able to see the models. I would like you to contact me and let me know in advance if you will be displaying a model in the Favorite Train or non-judging categories so that I can make sure there will be enough space in the display cabinets.

Layout Tours—we need some new hosts!

We don't want to get too repetitious on the layout tours, and we hope to have the really famous ones all on the same weekend this fall at the MIDI-con.

In the meantime, however, (note below) we don't have a tour scheduled for February, the intended house had to decline at the last minute, and we weren't able to schedule a replacement that fast.

Please consider showing us YOUR layout sometime soon (remembering a story in the previous Flyer—I don't want to be seeing your layout for the first time when your widow calls to ask if we can help her dispose of it).

Let everyone see your work—you'll be surprised at the amount of good feedback you get, and how exciting it is to show it off (even *I* will be doing this perhaps next year).

Rail Trip via Chunnel Train + Switzerland

Potomac Division Senior Superintendent Ken Jones is able to organize a rail trip including London, Chunnel Train to Paris, TGV to Switzerland to visit the Rail Museum in Lucerne, Glacier Express to the Matterhorn, return to Dulles. 9 days, 3-star hotels, under \$2500. Proposed dates October 22-30, 2002 [right after the MIDI-con]. 2 nights each in London, Paris. Call Ken Jones at (301) 215-5210 to register interest or email to kjonesvim@aol.com. Cost is low because Ken pays his own way :) We can do this with 8 or 10 people to get group fares. Plan can be expanded if participants want to.

Achievement News *continued from page 4*

Models entered into Division contests can be judged for NMRA AP merit points, but this is not a requirement of the contest. Please have as much of the paper work as you can completed before you arrive. The paper work should be neat but doesn't have to be "long winded". A simple explanation of what was done is the best approach. Contest forms, AP requirements, SOQ's and other forms can be found at the NMRA web site (<http://www.nmra.org/achievement/apc9.html>). This site also includes all the AP awards available with descriptions and requirements.

No February Layout Tour
No March Layout Tour—
that's the Minicon



Photo from Jim Brewer's layout tour in Jan 2002 — this place is huge!

Potomac Division

announces:

The MIDI-convention, in conjunction with NVNTRAK

We are continuing the planning for a mid-sized MR convention in October 2002.

The clinics will cover a wide range of topics: the focus will continue to be the "hands-on" participatory things that have been so popular the last few minicons.

We'll have some serious fun at the modular layouts: plan on bringing a loco, sign up for an hour or two of real operations. Earn some Dispatcher AP points.

White elephant table, model judging, a non-banquet "catered" meal (featuring party subs and pizza, most likely).

Outside activities (home layouts and railfan photography locations) will mostly be self-paced, we won't provide tour-guides, just maps and pictures.

The goals: have fun, run trains, get your hands dirty making something, yak with your pals, go see a home layout or two, do a bit of railfanning and shoot some photos...

Check it out at:

<http://home.cox.rr.com/hydesystems/midi-con/Potomac-Model-Rails.html>

and:

The MINI-convention, March 16, 2002

St Mathews Methodist Church, Rt 236,
Annandale, VA

This will be a typical PD mini-convention. The clinic focus will be on scenery items, and hands-on participation.

White elephant table will be available (it went well this year), but you may have to babysit your items.

We haven't found a guest speaker yet—don't be surprised if there isn't one.

We should have both the NTRAK and HOTRAK modular layouts again, and another opportunity to get in some time on them doing some actual operations.

The web-master will try to get specific activity schedules posted on the web-pages in advance.

RICHMOND RAILS 2002. The Spring 2002 MER regional convention will be held June 6-9, 2002, at the Holiday Inn Select/Koger South Convention Center in Richmond, VA. Call 1-800-397-1034 to reserve a room, mentioning "Richmond Rails" to get the special \$78 room rate. Registration details will be available on the convention web site:
<http://Richmondrails.homestead.com/>
Save the date.

from Mark Andersen

A very Happy New Year to All!! We all hope this Holiday Season has blessed everyone with health and good fortune? The Potomac Module Crew have had a couple of fun events this past three months.

The first was the Annual Rockville Lions Fall Fundraiser courtesy of Ell Geib. Those of you who do not frequent this multi-club and scale event, are missing our largest single club layout. We continue to utilize the "Brandon Wyes," for a loop to loop layout. Those of us taller than three feet, appreciate walking around and through the layout as opposed to the usual duck under. Whenever the "wyes" are used, the out and back running of trains permits the engineer the opportunity of running both ways through all modular landscape. Using the numerous passing sidings also helps with our slower trains. A special Thanks to the Piedmont Club whose help made this a successful event.

The first weekend in December, continued the fun with the Friends of Fairfax Station Annual Christmas Holidays Fundraiser. The uncommonly good weather and high turnout by the general public, accounted for the most successful event at the station. As always, a multiscale layout menu, allows us the smallest layout that we generally create. At twelve modules long, train length was kept short allowing us some operational fun with passing sidings and mains being used.

Sailing through a warmer than usual December and its holidays, allowed us to participate in the Greenberg Model Railroad Show at the Expo Center. As usual, we were located in the lobby. Careful re-planning occurred when the fire marshall mandated clear egress lanes through to the fire exit doors on Friday night. Another challenge overcome by the "crew!" The "wyes" came out again, allowing the creation of a thirty module layout. Coming out for maiden runs were John Steitz's four track river crossing bridge module and Bruce Strickland's new four track four foot corner. Trains rolled for two days over these new tracks, a testament to great track work! Again a special Thanks goes to all for their help with another successful model railroading weekend. As per Tim Barr, Greenberg's Show operator at the Expo Center, the show drew three-hundred more paid show attendees than last year.

As we closed out the year at Greenberg, we plan for several upcoming shows. January 19 and 20 brings us to the Lyceum, then the Children's Museum and culminating with

Eric Dervinis reports that NMRA is looking for pictures for the 2003 calendar. Photos must have proper lighting, good composition, horizontal format and sharp focus. Entries must be slide film for proper resolution. Digital cameras are'nt there as yet. Submit entries to NMRA Headquarters by the end of May. MER member Dave Skinner,MMR had four shots published in the 2002 edition.

the MiniCon in March. After this, its a module dry spell until Manassas on June 1st. If anyone has ideas for a possible show in April or May, I know there is interest. Please contact me.

Several of our members are exploring operations with the Piedmont Club at their storefront layout. This is a learning experience for all those concerned. I have had the pleasure of learning operations a couple of weeks ago. It changed my sense of running round 'n' round. Train orders for a yard switcher are created to make up a train. This includes setting the motive power engine(s), but includes the freight cars and caboose. Next instructions require the engineer to deliver and spot certain cars in a distant yard for further delivery by yard switchers. As I said before, my purpose has been redirected. We need to try this type of operations. *[Clint: The mini-convention is the time to try it out!]*

As an observation, we have many different trains that we run. Most of us subscribe to proper setup and maintenance of these which greatly benefits yourself and others running on the mains with you. We need to properly park our stopped trains when we leave the immediate module area and not block the passing sidings with our trains. I know, I should talk, but Zach did have to go to the restroom several times. Some of us operate slower engines, having access to many passing sidings makes their running easier, as well as those that pass. Lets try this approach at our upcoming shows?

Again, "Many Thanks" for furthering each other's enjoyment with trains!!

We are always looking for new members, come and join in the fun. You may contact us via the website: <http://hometown.aol.com/pmchorr01/PMC-Frame.html>, E-mail Mark Andersen at mandersen@erols.com, call at 703-425-8997 or by mail to Mark Andersen, 4102 Wakefield Drive, Annandale, Va. 22003.

POTOMAC DIVISION

Division 2, Mid-Eastern Region, National Model Railroad Association
MEMBERSHIP APPLICATION AND INTEREST SURVEY

The **Potomac Division** provides various activities for all interested model railroaders, such as home layout tours, prototype tours, and a Mini-Convention every March. We publish a quarterly newsletter, the *Potomac Flyer*, detailing Division activities. We proudly boast one of the greatest concentrations of model railroading talent in the country with over 10 NMRA Master Model Railroaders in our area, as well as hundreds of other outstanding modelers.

The **Potomac Division** encompasses the District of Columbia; Calvert, Charles, Montgomery, Prince George's, and St. Mary's Counties in Maryland; Arlington, Fairfax, Fauquier, Loudoun, Prince William, and Rappahannock Counties in Virginia, as well as all area independent cities. Local residence is not required for Division membership. Anyone interested in learning more about model railroading, improving their modeling skills, and enjoying the company of fellow model railroaders is invited to join the **Potomac Division**. Guests are always welcome at Division events.

Potomac Division Members are required to be members of NMRA and MER. This didn't used to be the case, now it is. Please enter your numbers in the boxes, or indicate if you've forgotten (Clerk may be able to look them up).

PERSONAL INFORMATION

Name

Home phone

Street Address or PO Box

Work phone

Additional Address

City

State

ZIP + 4

email

WEB-SITE:

<http://home.cox.rr.com/hydesystems/Potomac.html>

Would you like to receive the newsletter via e-mail (Acrobat file)?

NMRA #

Exp. date

MER #

Birthdate

INTEREST SURVEY

Primary Scale

Secondary Scale

Do you have

A layout?

Narrow Gauge interest?

Module interest?

Traction interest?

Would you be willing to host a Home Layout Tour of your Layout?

Favorite Railroad(s) & Prototype(s) modeled:

Please list the NMRA Special Interest Group(s), model railroad clubs, and railroad historical societies to which you belong:

New and renewing members: please include a short paragraph or two describing yourself and your railroading interests for possible inclusion in upcoming Call Board columns.

DUES CALCULATION

Please fill out this section completely, including whether you are new or renewing. Renewing NMRA and MER members, please supply your birthdate, membership numbers, and expiration dates in the Personal Information section above. *Incomplete information may delay your renewal.*

Potomac Division: Membership is **\$4 per year**. Members and subscribers receive the quarterly *Potomac Flyer*. **NOTE: You must be a member of the NMRA and MER to be a Member of the Potomac Division.**

\$

New

Renewal

Mid-Eastern Region: Membership is **\$8 per year**. Members receive the bimonthly *MER Local*. You may also write MER directly at: The Mid-Eastern Region * Office Manager * 9 Roosevelt Ave. * Wilmington, DE 19804-3044. **NOTE: You must be a member of the NMRA to be a member of the MER.**

\$

National Model Railroad Association: Membership is **\$45 per year for full membership**, or **\$25 per year for an Associate Membership**. Full Members receive the monthly *NMRA Bulletin*, Associate members do not. You may also write the NMRA directly at: National Model Railroad Association, Inc. * Headquarters Office * 4121 Cromwell Rd. * Chattanooga, TN 37421.

\$

Please make your check payable to *Potomac Division*. Send check with your completed application to:

\$


TOTAL

Clerk, Potomac Division * PO Box 3204 * Manassas, VA 20108

The Division will forward National and Regional dues. Allow 6-8 weeks for processing, none of us are fast.

SUPPORT YOUR LOCAL HOBBY SUPPLIERS!

And tell them you saw their ad in *The Potomac Flyer!*



Bruce B. Blackwood

9920 Rhode Island Avenue • College Park, MD 20740 • 301-982-5032
Fax 982-9660 • email: burrett@erols.com

- LIONEL AUTHORIZED VALUE ADDED DEALER
- LIONEL AUTHORIZED SERVICE STATION
- MTH ELECTRIC TRAINS

KMA JUNCTION

MODEL TRAIN SUPPLIES & SERVICE

CAVALRY VILLAGE SHOPPING CENTER
9786 CENTER STREET
MANASSAS, VIRGINIA 20110

STEVE FORTES
(703) 257-9860

www.labcollections.com/kmajunction

PHONE
410-539-6207

TOLL-FREE
888-TRAINS-5
(888-872-4675)

FAX
410-685-1357



M. B. Klein, Inc.

MODEL TRAIN HEADQUARTERS
mbkleininc@starpower.net



TED KLEIN
President

162 N. GAY STREET
Baltimore, MD 21202

Asbury Model Railroad

12' x 23' HO Layout — Fully scenicked

Visitors welcome almost anytime

Monday Work Nights
Call Ken Jones for appointment (301) 216-5210
Located in Asbury Methodist Village (Bldg #417)
417 Russell Avenue, Gaithersburg, MD 20877



HARRY, NANCY & GENE SPICER
410-374-1005
1-800-821-6377

MAIL BAG HOBBIES

MODEL TRAINS, PLANES, SHIPS,
CARS, ROCKETS, RC & CRAFTS
AT DISCOUNTED PRICES
RETAIL & MAIL ORDER

HAMPSTEAD VILLAGE SHOPPING CENTER
4508 H LOWER BECKLEYSVILLE ROAD
HAMPSTEAD, MARYLAND 21074

*The Potomac Division is Deeply in
Debt to the Asbury Methodist Village
for printing the Flyer for us at
absolutely no cost. This courtesy has
saved us A Bundle!
We are in the black as a result.*

LAYOUT CONSTRUCTION

Instant Shelf Designs
Custom Designs

www.shelflayouts.com

301-949-8200

Lance Mindheim

lmind@shelflayouts.com

SUPPORT YOUR LOCAL HOBBY SUPPLIERS!

And tell them you saw their ad in *The Potomac Flyer!*

Great Decals!™

Fallout Shelter Signs
CP Mandarin Orange
NYC/PC—Budd car stripes
Interstate Railroad—2 titles
Virginian Railway—15 titles

Southern cabooses
PRR X-29 box cars
L&N hoppers
RF&P—6 titles
FEC—3 titles



In G-, O-, S-, HO-, and N-scales

William Mosteller, P.O. Box 994, Herndon, VA 20172
SASE for list, or see www.greatdecals.com

TSG HOBBIES

Tony Tripi

MODEL RAILROADING – PLASTIC MODELS
STAMP & COIN COLLECTING
ROCKETS – DOLLHOUSES – MAGIC – GAMES

251 WEST LEE HIGHWAY, 691 WARRENTON CENTER
WARRENTON, VA 20286-2033 PH/FAX (540) 347-9212
Internet Web Site: <http://www.mnsinc.com/tripi/tsg.htm>
email: tripi@mnsinc.com
TOLL FREE: 1-88-TRAINS-88 (1-888-724-6788)
HOURS: MON-SAT 10-6, THUR TIL 7.30PM, SUN NOON-4



John A. Glaab
(301) 498-9071

SPECIALIZING IN BRASS MODEL TRAINS

NEW — USED
Bought - Sold - Traded
VISA & MC Accepted

201 Main Street

Laurel, MD 20707

Railroad Photos

Video: VHS

RAILHEAD VIDEO PRODUCTIONS

RICHARD W. CLARK
(301) 565-5126

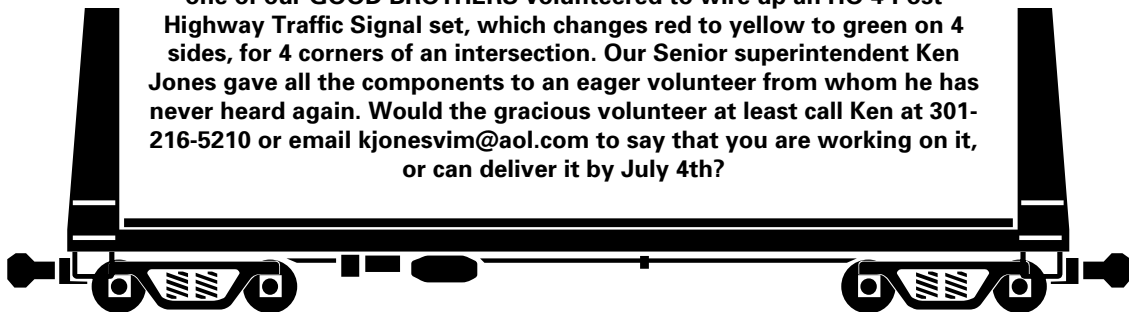
607 McNeill Road
Silver Spring, MD 20910

<http://members.aol.com/CLARKRICH/RVPcat/cat1.htm>

Your Model Railroading ad
could have been right here!
What's the holdup?
Call now!

**FOR SALE: Allegheny 2-6-6-6, C&O locos. I have two extra of these units brand new in their boxes. I will sell them for \$370 total each, no taxes, no shipping.
Brian (301) 469 8382.**

America's Most Wanted: Many months ago at a Potomac Division event, one of our GOOD BROTHERS volunteered to wire up an HO 4-Post Highway Traffic Signal set, which changes red to yellow to green on 4 sides, for 4 corners of an intersection. Our Senior superintendent Ken Jones gave all the components to an eager volunteer from whom he has never heard again. Would the gracious volunteer at least call Ken at 301-216-5210 or email kjonesvim@aol.com to say that you are working on it, or can deliver it by July 4th?



Potomac Division Calendar

√ *Mark events now which you don't want to miss.*

February

March

16

Miniconvention. St Mathews Methodist Church, Rt 236 in Annandale, VA, just west of NoVA.


April

21

Robert Johnson's Layout Tour.
see page 6

23,24

Great Scale Model Train Show. Timonium.
Be there.



The Quarterly Newsletter of
Division 2 ("Potomac") — Mid-Eastern Region
National Model Railroad Association, Inc.
P.O. Box 3204
Manassas, VA 20108

